

PREFACE

The American Language Course (ALC) is designed primarily for an intensive language training program. However, these materials can also be used in nonintensive programs. The course will provide students with a sufficient level of fluency and communicative proficiency in American English to enable them to successfully pursue technical or professional training in schools conducted by the Department of Defense.

The General English Phase of the ALC consists of six progressive levels of language proficiency training. Levels I through V consist of six separate instructional packages each. Level VI contains four.

Level I	Books 1 - 6
Level II	Books 7 - 12
Level III	Books 13 - 18
Level IV	Books 19 - 24
Level V	Books 25 - 30
Level VI	Books 31 - 34

The coordinated instructional packages for Books 1-30 consist of the following:

1. Instructor Text
2. Student Text
3. Audiotapes
4. Instructor Language Laboratory Activities Booklet
5. Student Language Laboratory Activities Booklet
6. Quiz Kits
7. Optional training aids

Inquiries concerning these materials, including requests for copies, should be addressed to Commandant, Defense Language Institute English Language Center, ATTN: LERW, 2235 Andrews Ave., Lackland Air Force Base, Texas 78236-5259.

Recommendations for improving this edition are encouraged. Letters should be addressed to: Commandant, Defense Language Institute English Language Center, ATTN: LEAC, 2235 Andrews Ave., Lackland Air Force Base, Texas 78236-5259.

The American Language course (ALC) contains copyrighted material. Reproduction of this publication is not authorized without the expressed written permission of the owners of the copyrights.

NOTES TO THE STUDENT

This booklet contains the Language Laboratory Activities (LLA) for Book 10.

You will need a pen or pencil and this booklet to do the activities correctly. All directions are given orally on the tapes. It is important to listen carefully to the instructions and to do the things the tape tells you to do. You will be told to repeat words or sentences and to ask and answer questions. You will also be told to choose and mark certain words or expressions, or to write special words, phrases, or sentences. Most of the time the tape will give you the correct answers right away, so you can check your work. Sometimes the tape will tell you to look on a certain page for the answers. **Relax, listen carefully, and respond!**

DISTRIBUTION OF OBJECTIVES IN THE
LANGUAGE LABORATORY ACTIVITIES FOR BOOK 10

LESSON 1

Tape 1A (ST p. 1)

- Figures 1-4 Vocabulary
- Figures 5-8 Listening Skill (dialog/answer questions)
- Figure 9 Listening Skill (oral text/main idea)
- Figures 10-11 Grammar (how to)

Tape 1B (ST p. 9)

- Figures 1-5 Vocabulary
- Figures 6-7 Listening Skill (dialog/answer questions)
- Figure 8 Vocabulary

Tape 1C (ST p. 13)

- Figures 1-3 Grammar (adv clauses of time)
- Figure 4 Listening Skill (write transitions)
- Figures 5-8 Function

Tape 1D (ST p. 19)

- Figures 1-2 Grammar (be supposed to: obligation, custom, advice)
- Figure 3 Listening Skill (map/oral directions)
- Figure 4 Writing Skill (dictation)
- Figures 5-6 Writing Skill (oral text/complete chart/box outline)

LESSON 2

TAPE 2A (ST p. 27)

- Figure 1 Listening Skill (oral text/topic and main idea)
- Figure 2-3 Vocabulary
- Figure 4 Listening Skill (primary stress)
- Figure 5 Vocabulary
- Figure 6 Listening Skill (oral text/topic and main idea)

TAPE 2B (ST p. 33)

- Figures 1-3 Vocabulary
- Figures 4-6 Grammar (predicate adj + infinitive)
- Figure 7 Writing Skill (dictation)

TAPE 2C (ST p. 39)

- Figures 1-2 Listening Skill (dialog/answer questions)
- Figures 4-5 Grammar (simple present as future)
- Figures 6-10 Function
- Figure 11 Vocabulary (someone/anyone)

TAPE 2D (ST p. 45)

- Figure 1 Listening Skill (write transitions)
- Figures 2-4 Grammar (prepositions of place/location)
- Figure 5 Listening Skill (complete missing words in text)

LESSON 3

TAPE 3A (ST p. 51)

- Figures 1-6 Vocabulary
- Figure 7 Listening Skill (oral text/main idea)

TAPE 3B (ST p. 57)

- Figure 1 Listening Skill (write transitions)
- Figures 2-3 Vocabulary
- Figure 4 Listening Skill (primary stress)
- Figures 5-7 Grammar (gerunds/objects of verbs)
- Figure 8 Listening Skill (oral text/main idea)

TAPE 3C (ST p. 65)

- Figures 1-2 Grammar (could/can, would/will: as requests/responses)
- Figures 3-4 Function
- Figure 5 Listening Skill (dialog: answer questions)
- Figure 6 Listening Skill (primary stress)
- Figure 7 Listening Skill (oral text/main idea)

TAPE 3D

Figur
Figur
Figur
Figur
Figur

TAPE 4A

Figur
Figur

TAPE 4B

Figur
Figur
Figur
Figur

TAPE 4C

Figur
Figur
Figur
Figur

TAPE 4D

Figur
Figur
Figur
Figur

TAPE 3D (ST p. 71)

- Figures 1-3 Grammar (indirect speech)
- Figure 4 Listening Skill (dialog: answer questions)
- Figure 5 Listening Skill (map/oral directions)
- Figure 6 Speaking Skill (word in stressed/unstressed positions)
- Figure 7 Vocabulary

LESSON 4

TAPE 4A (ST p. 77)

- Figures 1-3 Vocabulary
- Figure 4 Listening Skill (write transitions)

TAPE 4B (ST p. 83)

- Figures 1-2 Vocabulary
- Figures 3-4 Grammar (impersonal "it" and How far...?)
- Figure 5 Vocabulary
- Figure 6 Listening Skill (oral text/main idea)

TAPE 4C (ST p. 87)


- Figure 1 Listening Skill (complete missing words in text)
- Figure 2 Grammar (impersonal "it" and How far...?)
- Figure 3 Listening Skill (dialog/answer questions)
- Figure 4 Vocabulary

TAPE 4D (ST p. 91)

- Figures 1-2 Function
- Figure 3 Listening Skill (primary stress)
- Figure 4 Vocabulary
- Figure 5 Writing Skill (dictation)

Figure 1

Repeat the words and sentences



1. vending machine
popular

2. sodas soda pop



3. chips

4. chewing gum

5. candy bar


Figure 2

Write the number of the question.

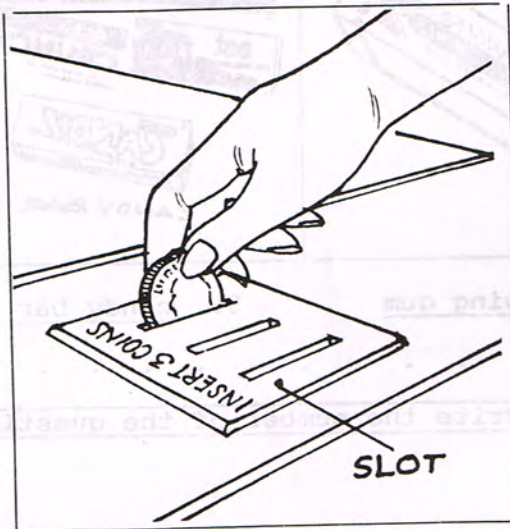
- a. _____ vending machines
- b. _____ soda pop
- c. _____ candy bar
- d. _____ chips
- e. _____ gum

Figure 3

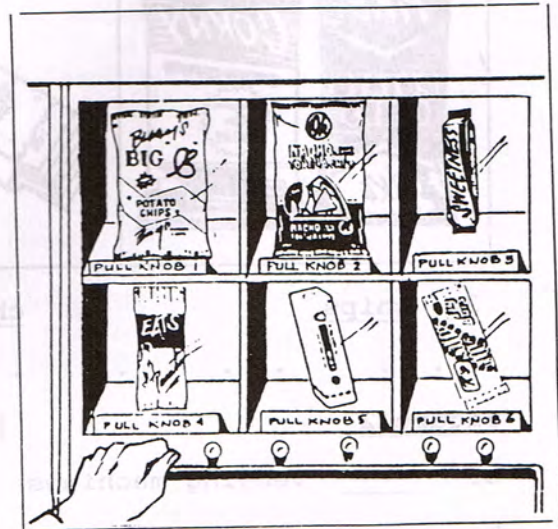
Repeat the words and the sentences.



1. detergent washing machine

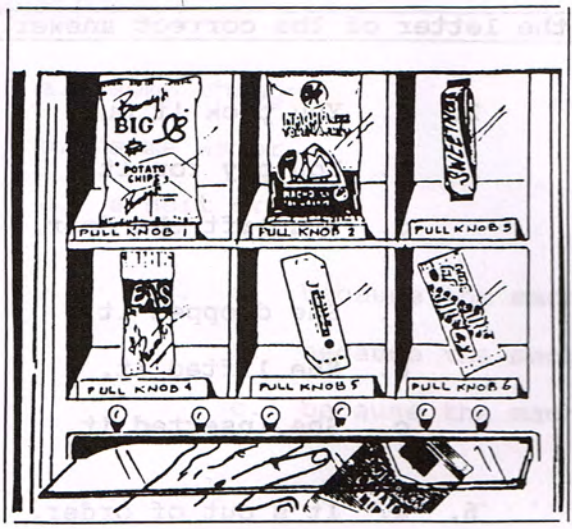


2. insert opening



3. selection knob

ences.



4. drop lift



5. out of order get back
coin release coin return



knob

Figure 4

Circle the letter of the correct answer.

1. a. made a selection
b. bought a candy bar
c. ate a candy bar

2. a. You pick it out.
b. You pay for it.
c. You lift the door.

3. a. a soup
b. a soap
c. a slot

4. a. She dropped it.
b. She lifted it.
c. She inserted it.

5. a. a knob
b. an opening
c. a door

6. a. It's out of order.
b. It's out of snacks.
c. It's out of money.

7. a. washed clothes
b. washed dishes
c. washed her car

8. a. Lift the door.
b. Insert the money.
c. Turn the coin release.

9. a. coin release
b. coin return
c. selection knob

10. a. It drops.
b. It breaks.
c. It grows.

Figure 5

Repeat the underlined words.

1. Frank: I'd like a soft drink.

Tina: Do you have the exact change?

Frank: No. Why do I need the exact change?

Tina: Because this machine doesn't give change.

Figure 6

Answer the questions.

1. a. some change
 - b. some water
 - c. a soft drink
2. a. the correct drink
 - b. the exact change
 - c. the right machine
3. a. because the machine is out of order
 - b. because the machine doesn't give change
 - c. because the machine doesn't have drinks

Figure 7

Repeat the underlined words.

2. Carl: I can't operate this machine.
- Dora: Maybe it's out of that diet drink.
- Carl: I think my money is stuck. I don't think it went down.
- Carl: Try to get another kind of soft drink.
- Dora: Oh, It worked this time! I guess my money didn't stick. It did drop.

Figure 8 | **Circle the answers that mean the same.**

1. a. He couldn't operate it.
b. He couldn't select it.
c. He couldn't lift it.

2. a. It was out of order.
b. It had a lot of that diet drink.
c. It didn't have any of that diet drink.

3. a. He thinks it didn't drop.
b. He thinks it wasn't exact.
c. He thinks it doesn't change.

4. a. the same drink
b. a different drink
c. a favorite drink

Figure 9

**Listen to a paragraph.
Select the main idea.**

- EXAMPLE: a. Vending machines are in restrooms.
 b. People everywhere use vending machines
 c. Vending machines sell clothes.
1. a. Vending machines are in rooms.
 b. The first vending machine sold gum.
 c. Vending machines are popular machines.
2. a. It's good to have a vending machine near your home.
 b. People get hungry between meals and want snacks.
 c. Vending machines sell many different snacks and drinks.
-

Figure 10

Repeat the sentences.

1. Mary learned how to cook chicken.
2. Did you teach your wife how to drive?
3. Barry asked Tony how to make a cake.
4. Where did Tim learn how to operate this machine?
5. Martin didn't find out how to fix the car.
6. Who showed her how to change the tire?
7. Marge forgot how to start the machine.
8. Do you remember how to turn on that machine?
9. Please show Fran how to do the math problem.
10. Where did you learn how to use that machine?

Figure 11

Answer in complete sentences.

EXAMPLE: No, I don't know how to operate a vending machine.

- 1. No
- 2. Yes
- 3. Yes
- 4. No
- 5. Yes
- 6. No
- 7. Yes
- 8. No

Repeat the sentences.

Figure 10

- 1. Mary learned how to cook chicken.
- 2. Did you teach your wife how to drive?
- 3. Barry asked Tony how to make a cake.
- 4. Where did Tim learn how to operate this machine?
- 5. Martin didn't find out how to fix the car.
- 6. Who showed her how to change the tire?
- 7. Marge forgot how to start the machine.
- 8. Do you remember how to turn on that machine?
- 9. Please show Fran how to do the math problem.
- 10. Where did you learn how to use that machine?

Figure 1

Repeat the words and sentences.

1. favorite
I like this kind of gum better than any other kind.
It is my favorite.
2. work
This machine works well. It operates easily all the time.
3. out of
The machine was out of my favorite gum. There wasn't any left.
4. stick
Stick the coin in this slot. Insert the coin here.
5. time
I went to the library two times last week.
6. no
The machine had no coffee. It didn't have any coffee.

Figure 2

Complete the sentence using a word in the box.

working	time	stick it in
favorite	no	out of it

EXAMPLE: When you like something a lot, it's your favorite.

1. When you insert a coin in the slot, you _____
2. There isn't any more candy, the machine is _____
3. The machine is operating well. It is _____
4. That machine doesn't have any diet drinks. It has _____ diet drinks.
5. Marge can't go today. She can't go this _____

Figure 3

Repeat the words and sentences.

1. out of
She is out of the office for the day. She is not in the office today.
 2. lastly
First he went to the school. Then he went to the library, and lastly he went to the barracks.
 3. cream
Cream comes from milk. I like cream in my coffee.
 4. finally
He tried to start the car many times. Finally, he called a mechanic. At last, he got some help.
 5. stick
The letter needs another stamp. Stick this one on the envelope please.
 6. no
He had no money. He didn't have any money.
-

Figure 4

Circle the letter next to the sentence which has a similar meaning.

- | | |
|-----------------------------------|------------------------------------|
| 1. a. Milk comes from cream. | 2. a. He had some change. |
| b. Cream comes from milk. | b. He had no change. |
| c. Put cream in your coffee. | c. He had any change. |
| 3. a. Finally, the class is over. | 4. a. She'll be there for the day. |
| b. Lastly, we go to class. | b. She'll be in the house. |
| c. Sadly the class is over. | c. She'll be out of the house. |
| 5. a. Stick it on the envelope. | 6. a. Last he went to see her. |
| b. Stamp it on the envelope. | b. First he went to see her. |
| c. Lift the envelope. | c. Then he called her. |

Figure 5

**Read the sentence.
Listen and make a long sentence.**

EXAMPLE: George lifted the door of the vending machine.
(for his selection.)

George lifted the door of the vending machine for his selection.

1. Sally bought a new dress.
2. Frank had an accident.
3. Jan pulled the knob on the machine.
4. Hal didn't want to go out for dinner.
5. Ted watched his favorite show.
6. Ali left his books.
7. Bill taught John how to change the tire.

Figure 6

**Listen to a conversation.
Answer a question.**

1. a. when the machine works 2. a. insert the money
 b. how to work the machine b. lift the door
 c. about the kind of machine c. push the coin release
3. a. his favorite knob 4. a. use exact change
 b. the selection knob b. get more change
 c. the coin release knob c. turn the knobs again
5. a. Sometimes it does.
 b. Yes, it will.
 c. No, it doesn't.

Figure 7

Listen to a conversation.
Answer a question.

1. a. a candy bar
- b. a soda pop
- c. a diet drink
2. a. It was broken.
- b. It was out of sodas.
- c. The coins were stuck.
3. a. Find another machine and use it.
- b. Put in more coins.
- c. Push the coin release.


Figure 8

Listen to a paragraph.
Answer the questions.

Ned wanted some coffee. He went to his favorite vending machine. This machine always worked and was never out of coffee. Ned stuck a coin in the slot, but the machine didn't work. "No coffee! I can't go out and get coffee right now because I can't be out of my office at this time. I guess I'll try it again before I try another machine." He inserted another coin and pulled the knobs, first for black coffee, then for coffee with cream, and lastly, coffee with cream and sugar. They didn't work. Finally, after he tried many times, Ned wrote "out of order" on a piece of paper and stuck it to the machine. He didn't get any coffee until he went to lunch because he had no more change. Ned felt awful all day because he didn't have his morning coffee.

Figure 1

Listen to the dialog.



Peggy: Do we have time for coffee before the bell rings?
Peter: Yes, I think we have time for a cup before it rings.
Peggy: Will you hold my books while I get it?
Peter: Sure. I don't want any, but I'll wait until you get yours.
Peggy: Will you wait with me while I drink it?
Peter: Yes, we're early. I can wait until you finish it.

Figure 2

Select a phrase to complete the sentence.

after before until when while

EXAMPLE: They ate at the restaurant after they saw the movie.

- a. until they saw the movie.
- b. after they saw the movie.

- 1. a. before I drank the soda
- b. before I didn't drink the soda

- 2. a. when we ate lunch
- b. while we were eating lunch

- 3. a. before he pulled the knob
- b. until he pulled the knob

- 4. a. until he drank the soda pop
- b. after he drank the soda pop

- 5. a. when the machine worked
- b. until the machine started to work

- 6. a. before the bell rang
- b. when the bell rang

- 7. a. until she pulled the knob
- b. when she pulled the knob

- 8. a. after they did their homework
- b. until they did their homework

Figure 3

Read the two sentences.
Listen and say a new sentence.

EXAMPLE: Were you next to the vending machine?
It fell.
(when)
Were you next to the vending machine when it fell?

1. He ate a candy bar.
She drank a diet soda.
2. You insert the coins.
You lift the door.
3. The selection will drop.
You insert the money.
4. Don't add the detergent.
You put the clothes in
the washing machine.
5. Bill was in the shower.
The telephone rang.

Figure 4

Repeat the words.
Listen to a paragraph and
write the connective word.

after (that) lastly	finally next	first second	(at) last then
------------------------	-----------------	-----------------	-------------------

EXAMPLE: a. first b. then
 c. next d. finally

- | | |
|-------------|-------------|
| 1. a. _____ | 2. a. _____ |
| b. _____ | b. _____ |
| c. _____ | c. _____ |
| d. _____ | d. _____ |
| e. _____ | e. _____ |
| f. _____ | f. _____ |
| g. _____ | g. _____ |

Figure 5

Listen to the dialog.
Repeat the dialog.

Hank: Excuse me. Can you tell me how to use this machine?

Pete: Sure. Put the money in the slot. Make your selection and pull the knob.

Hank: Do I get the soda then?

Pete: Yes. It will drop right here. You lift this door and get your drink.

Hank: Thanks for your help.



Figure 6

Listen to the dialog.
Read Eric.

Eric: Will you please show me how this machine works? I need some stamps.

Adam: Of course. Put your money in this slot. Push this button and pull the stamps out right here.

Eric: Will the machine give me change?

Adam: Yes, it will.




Figure 7

Dialog 1

Listen to the dialog.
Answer the questions.

Brad: I want a candy bar, Carl. Do you know how to work this vending machine?

Carl: Yes, Brad. Insert your coins here, make your selection and then push that button. Be sure the coins drop before you push the button.

Brad: I was doing it wrong. I pushed the button before the coins dropped.

Figure 7

Dialog 2

Listen to the dialog.
Answer the questions.

Dave: Fred, how do you operate this machine? I put some money in it, but nothing came out.

Fred: Maybe it's out of that kind of snack, Dave. Pull a different knob.

Dave: I pulled them all and nothing happens.

Fred: Well, maybe the coins are stuck. Push the coin release.

Dave: I did that, too.

Fred: Then it's out of order.

.....

Figure 8

Read the sentence parts.
Listen and complete the sentences.

- | | |
|---------------------------------------|---|
| _____ a. stamps out here. | _____ b. pull the knob. |
| _____ c. try to push the coin return. | _____ d. how to use this machine? |
| _____ e. before you push the button. | _____ f. you lift this door and get it. |

Figure 1

Look at the chart and repeat.

BE SUPPOSED TO

Some Things You Have To Do	Some Things You Should Do
1. Obey traffic laws. 2. Wear your uniform to class. 3. Be on time to class.	1. Be on time for dinner. 2. Thank people when they help you. 3. Write to your family often.

Figure 2

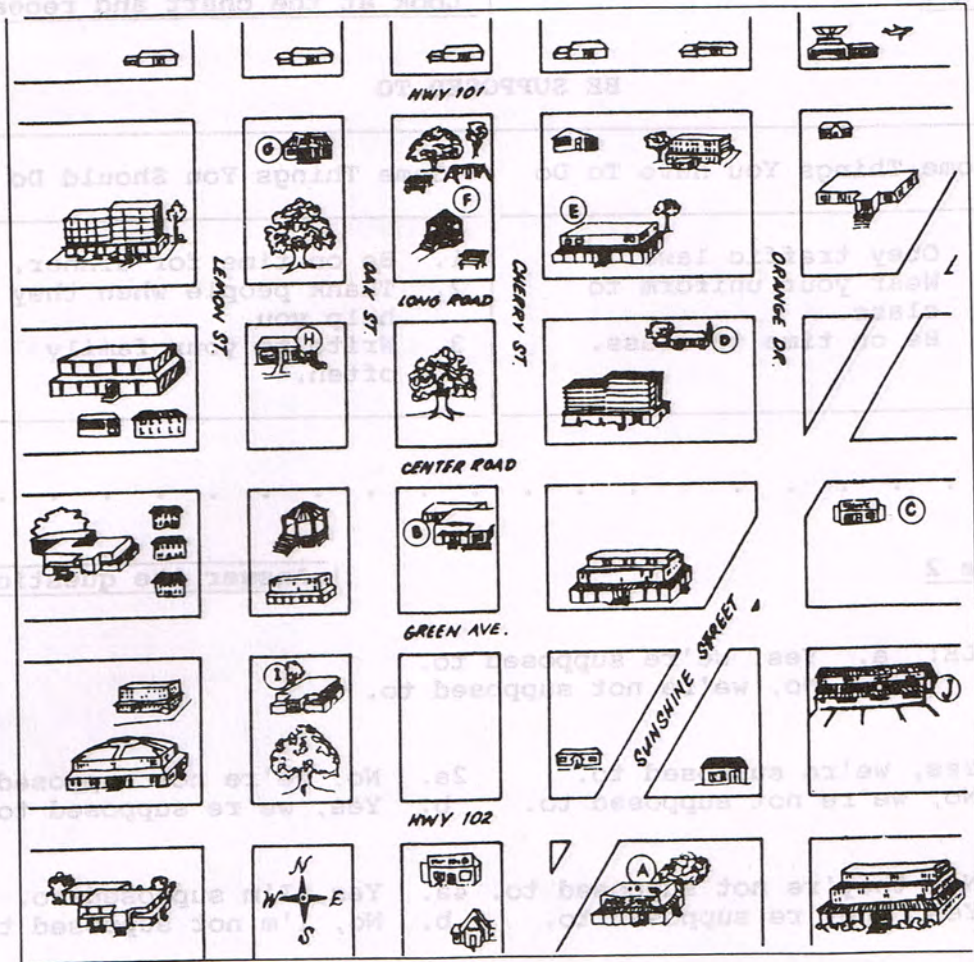
Answer the question.

EXAMPLE: a. Yes, we're supposed to.
 b. No, we're not supposed to.

- 1a. Yes, we're supposed to. 2a. No, we're not supposed to.
 b. No, we're not supposed to. b. Yes, we're supposed to.
- 3a. No, they're not supposed to. 4a. Yes, I'm supposed to.
 b. Yes, they're supposed to. b. No, I'm not supposed to.
- 5a. Yes, we're supposed to. 6a. Yes, we're supposed to.
 b. No, we're not supposed to. b. No, we're not supposed to.
- 7a. Yes, they're supposed to. 8a. Yes, he's supposed to.
 b. No, they're not supposed to. b. No, he's not supposed to.

Figure 3

Write the letter of the building on the map next to the name of the building.



KEY

- | | |
|-----------------------|---------------------|
| _____ bank | _____ shoe shop |
| _____ library | _____ drugstore |
| _____ vegetable place | _____ travel agency |
| _____ Sandy's house | _____ blouse store |
| _____ city park | _____ restaurant |

Figure 4

Write the words.

1. _____
2. _____
3. _____
4. _____
5. _____
6. _____
7. _____
8. _____
9. _____
10. _____




Figure 5

Listen to a paragraph.
Complete the chart.

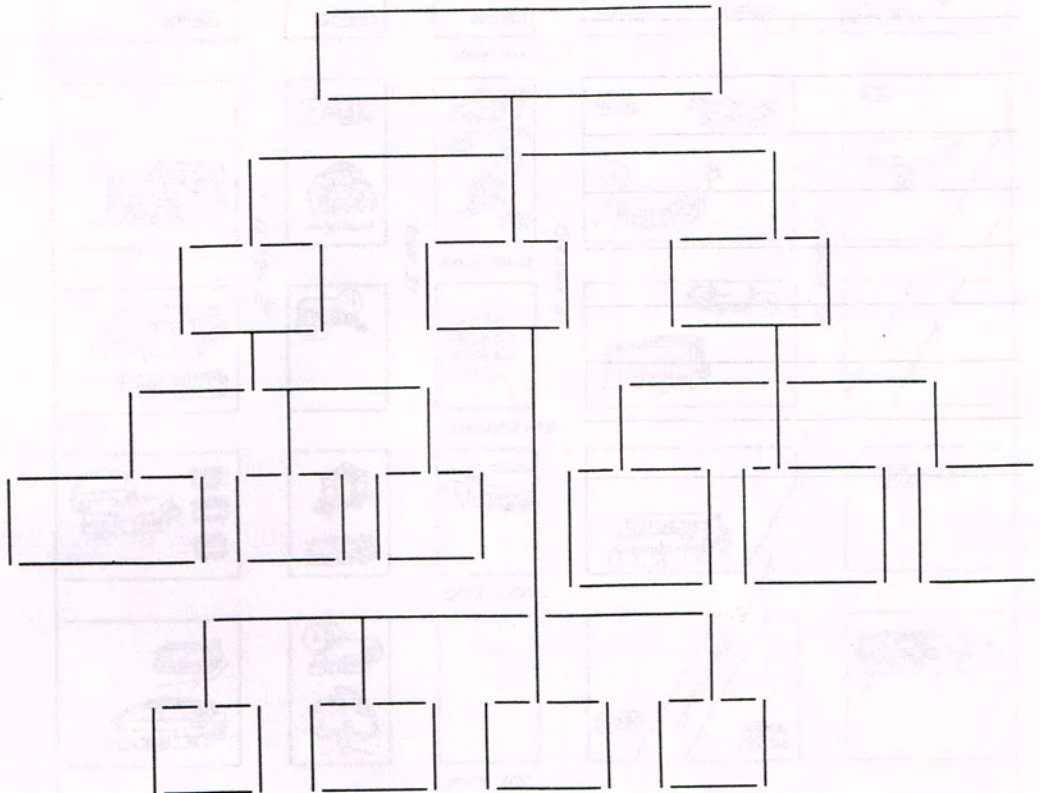
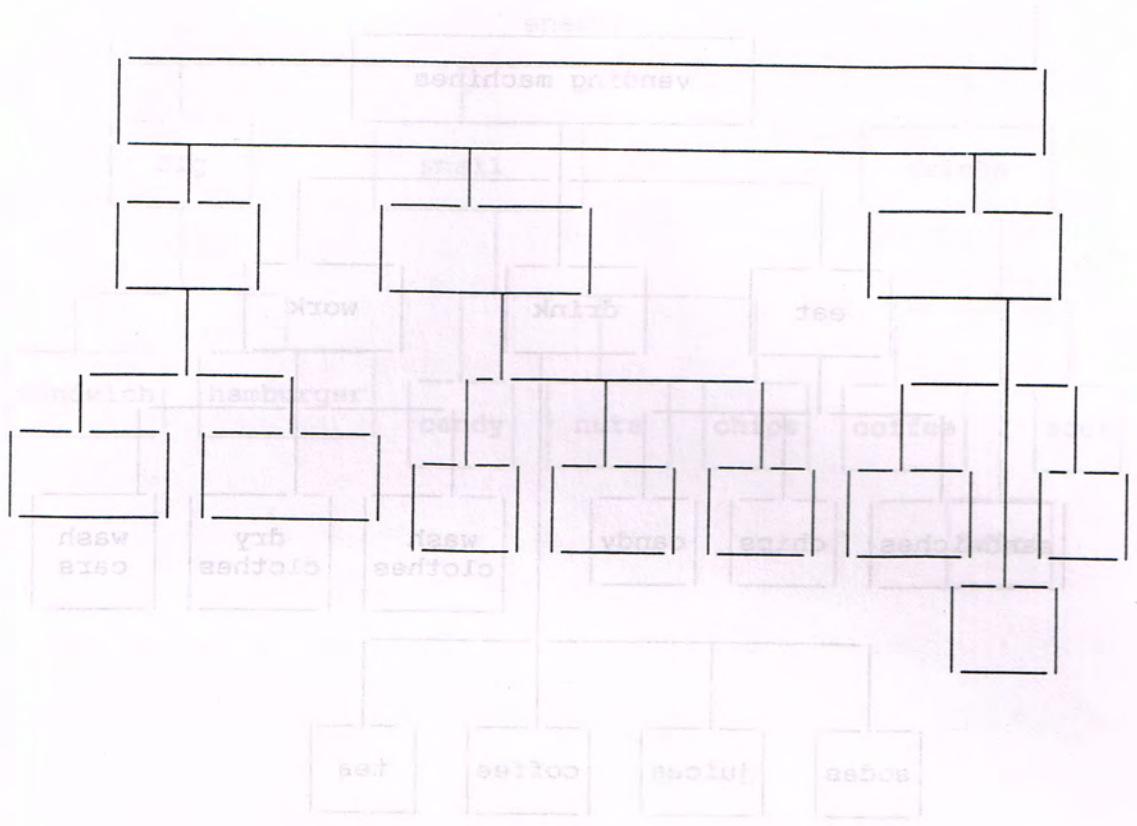


Figure 6

**Listen to a paragraph.
Complete the chart.**



ANSWERS FOR TAPE 1D, BOOK 10

Figure 5

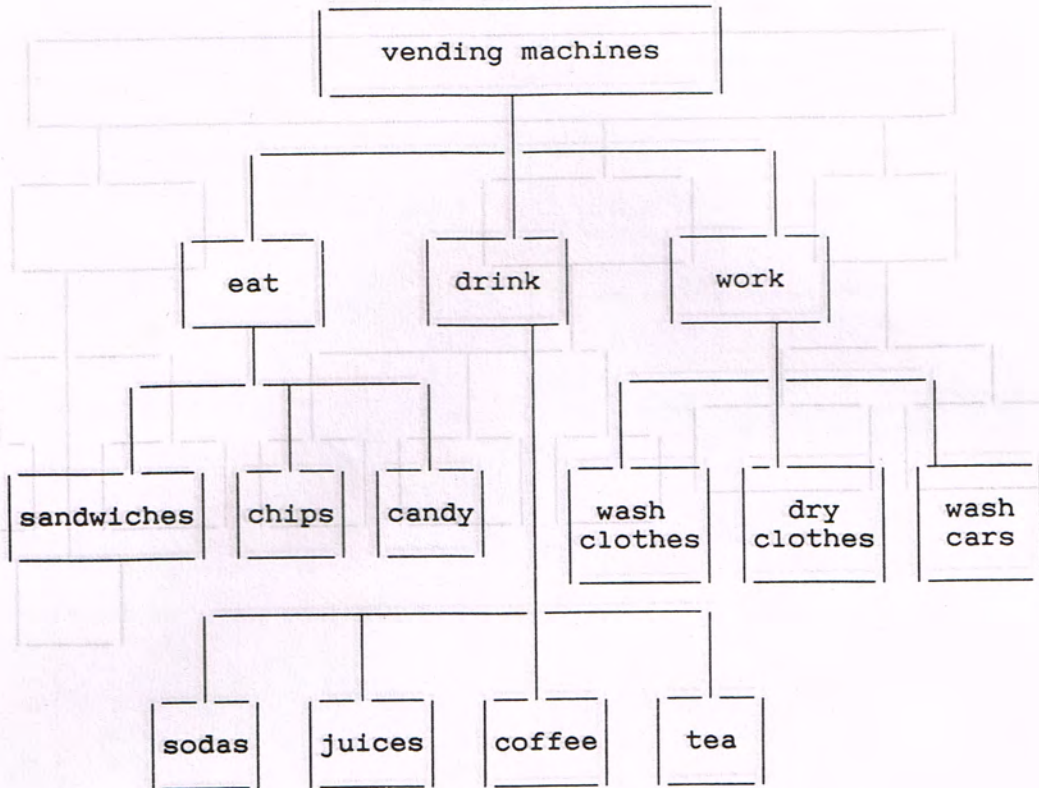


Figure 6

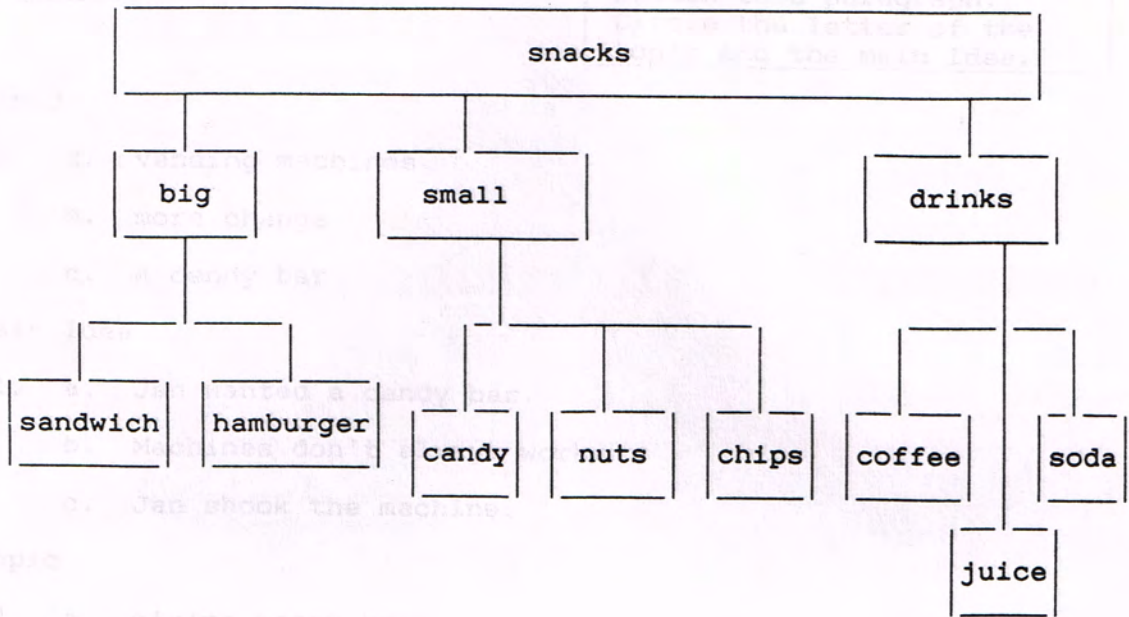


Figure 1

Listen to a paragraph.
Circle the letter of the
topic and the main idea.

Topic

1. a. vending machines
- b. more change
- c. a candy bar

Main Idea

1. a. Jan wanted a candy bar.
- b. Machines don't always work.
- c. Jan shook the machine.

Topic

2. a. giving money back
- b. feeling good
- c. money and friendship

Main Idea

2. a. Don't lend money to friends.
- b. Don't ask friends for advice.
- c. Friends don't pay back money.

Topic


3. a. Nell's bank
- b. Nell's work
- c. Nell's help

Main Idea

3. a. Nell's bank cashes checks.
- b. Nell opens and closes accounts.
- c. Nell likes to work in the bank.

Figure 2

Repeat a sentence.
Repeat a word and underline it.



EXAMPLE: (cafeteria) Ruth ate lunch in the cafeteria.

1. A mall or shopping center has many different stores in it.
2. Ruth decided to shop at the mall.
3. She parked her car in the parking lot at the mall.
4. First she went to a book shop in the mall.
5. Then Ruth went upstairs to the clothing store and bought a dress.
6. She went to a department store. It sells clothes, furniture, and things for the house.
7. The variety store also sells different things, but they are smaller and cheaper things.
8. Ruth received her packages from the cashier. The cashier gave them to her.
9. She went downstairs to the first floor.
10. Ruth enjoys the mall and will go shopping again soon.

Figure 3

Select the answer.

- | | |
|--------------------------|-------------------------|
| 1. a. to the mall | 2. a. in a garage |
| b. to the parking lot | b. on the street |
| c. to her car | c. in the parking lot |
| 3. a. the variety store | 4. a. the variety store |
| b. the clothing store | b. the clothing store |
| c. the book shop | c. the drug store |
| 5. a. maybe | 6. a. maybe |
| b. yes | b. yes |
| c. no | c. no |
| 7. a. She received them. | 8. a. park at the mall |
| b. She bought them. | b. go shopping |
| c. She shopped for them. | c. the mall |
-

Figure 4

Circle the number of the strong syllable.

EXAMPLE:	1	2	3	4	5	6							
1.	1	2	3	4	5	6	2.	1	2	3	4	5	6
3.	1	2	3	4	5	6	4.	1	2	3	4	5	6
5.	1	2	3	4	5	6	6.	1	2	3	4	5	6
7.	1	2	3	4	5	6	8.	1	2	3	4	5	6
9.	1	2	3	4	5	6	10.	1	2	3	4	5	6

Figure 5

Answer questions about the dialog.

Frank: Did you go shopping at the mall today?
Doris: I sure did. It was very crowded. At first I couldn't find a place in the parking lot. Finally I found one.
Frank: Where did you shop?
Doris: I shopped at the department store. I ordered a dress from there last week, and I went to pick it up. While I was there, I bought some other things.
Frank: Did you go to any other stores?
Doris: Yes. I went to the book shop. I was looking for a book, but they didn't have it.
Frank: Did you have lunch at the cafeteria?
Doris: Yes, I did. It was delicious.

Figure 6

**Listen to a paragraph.
Write the topic and the main idea.**

Topic

1. _____

Main Idea

1. _____

Topic

2. _____

Main Idea

2. _____

Figure 6

Listen to a story.
Repeat the word and the sentence.
Underline the word as you say it.

Topic

1. apartment managers

Main Idea

1. Apartment managers have difficult jobs.

Topic

2. Jane's animals

Main Idea

2. Jane likes animals.



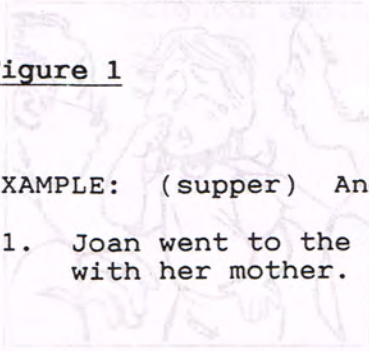


Figure 1


Listen to a story.
Repeat the word and the sentence.
Underline the word as you say it.

EXAMPLE: (supper) Another name for dinner is supper.


1. Joan went to the shopping center with her mother.



2. Her mother went up the stairs to the second floor.



3. Joan didn't see her mother leave; she was alone.

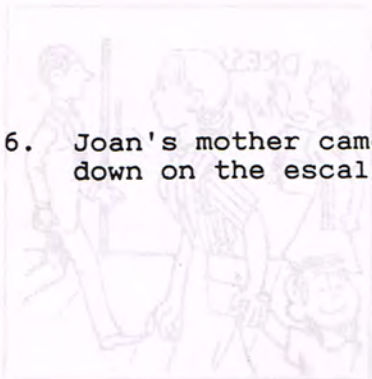


4. When she realized that, she was afraid and she cried.

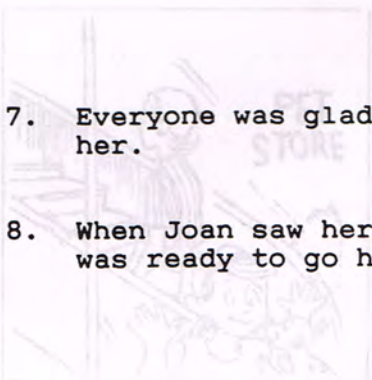
5. Everybody tried to help her.



6. Joan's mother came back down on the escalator.



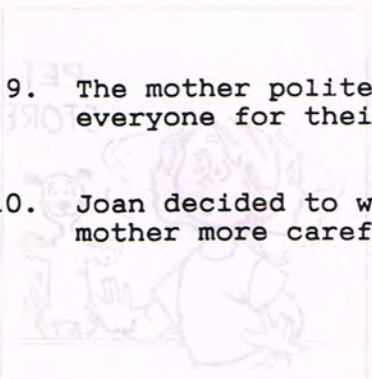
7. Everyone was glad to see her.



8. When Joan saw her mother, she was ready to go home.

9. The mother politely thanked everyone for their help.

10. Joan decided to watch her mother more carefully next time.



11. After supper, she told her neighbor about her day at the mall.



Figure 2

Write T for true or F for false.

1. _____ 2. _____ 3. _____ 4. _____
 5. _____ 6. _____ 7. _____ 8. _____

Figure 3

Write and say the letters.
 Repeat the sentence.

1. _____
2. _____
3. _____
4. _____
5. _____
6. _____
7. _____
8. _____
9. _____
10. _____

Figure 4

Listen to a sentence.
Read the sentence in your
book and make a new sentence.

EXAMPLE: (Sam was glad.) He has a new car.
Sam was glad to have a new car.

1. She has a new coat.
2. He's leaving Texas.
3. She's going to the doctor's.
4. She got the message.
5. He lost his ID.

.....

Figure 5

Answer the question.

EXAMPLE: Is he happy?
yes, go home
Yes, he's happy to go home tomorrow.

- | | |
|-------------------------|----------------------|
| 1. yes, lose her wallet | 2. cross the highway |
| 3. no, move out of town | 4. yes, swim |
| 5. no, change jobs | |

.....

Figure 6

Use the words and ask a question.

EXAMPLE: you/ready/eat
Are you ready to eat?

- | | |
|----------------------|------------------------|
| 1. you/ready/go | 2. he/sad/leave |
| 3. it/safe/play here | 4. you/afraid/swim |
| 5. they/ready/eat | 6. why/she/happy/leave |

Figure 7

Dictation exercise.

Do you know how to open an account at a bank? First select a bank near your home or office. Then go to the bank and speak to the bank clerk. At a bank to take your first deposit, the bank clerk will ask for your name and address. He will also ask about your job. It is good to have a savings account and a checking account. Open both of them. Open both of them. Open both of them.

Figure 8

Listen to the dictation.

- a. in the north
- b. in the east
- c. in the morning
- d. 35 degrees
- e. freezing
- f. 10 degrees
- g. 35 degrees
- h. 10 degrees

Figure 9

Listen to the dictation. Select the answer.

- a. the ocean
- b. the lake
- c. the mountains
- d. the river
- e. the sea
- f. the valley

Figure 7

Do you know how to open an account at a bank? First select a bank near your home or office. Then go to the bank and speak to the bank clerk. It's best to take your ID with you. The bank clerk will ask for your name and address. He'll also ask about your job. It's good to have a savings account and a checking account. Open both of them.

LANGUAGE LABORATORY ACTIVITIES, TAPE 2C, BOOK 10

Figure 1

Answer the questions.

1. a. a new car
b. some new books
c. some new clothes
2. a. to the mall
b. to school
c. to the lab
3. a. to the drug
b. to the parking lot
c. to the department store
-

Figure 2

**Listen to the dialog.
Select the answer.**

1. a. in the north
b. in the west
c. in the morning
2. a. 36 degrees
b. freezing
c. 10 degrees
3. a. freezing
b. 36 degrees
c. 10 degrees
-

Figure 3

**Listen to the dialog.
Select the answer.**

1. a. the ocean
b. the lake
c. the mountains
2. a. walk
b. swim
c. drive
3. a. a lake
b. the mountains
c. the ocean

Figure 4

Look at the box.
Repeat the sentences.

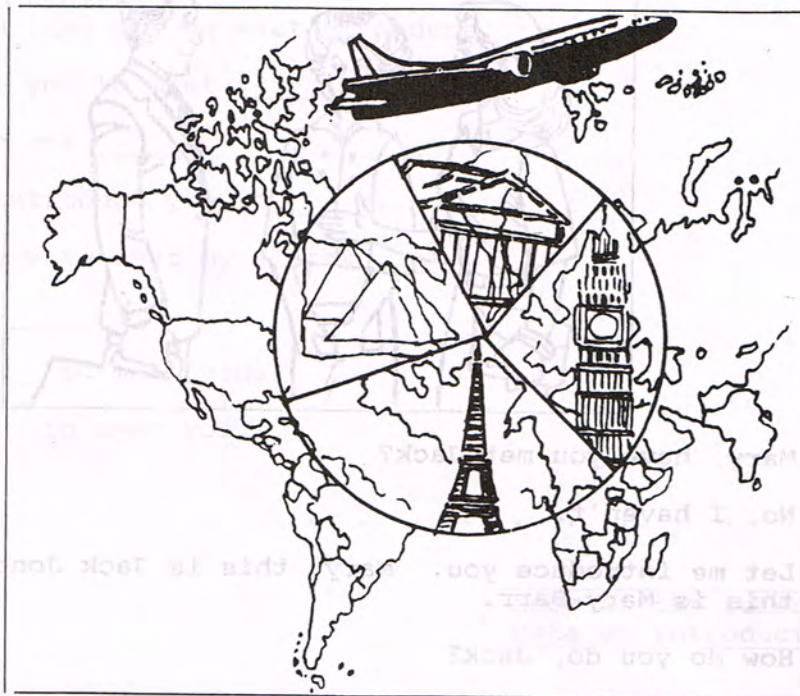
John	leaves will leave is going to leave is leaving	tomorrow
------	---	----------

1. The Smiths shop next week for their trip.
The Smiths will shop next week for their trip.
2. They leave next month on their vacation.
They are going to leave next month on their vacation
3. They pack their suitcases tomorrow.
They are packing their suitcases tomorrow.

Listen to the dialog.
Select the answer.

1. a. the ocean
b. the lake
c. the mountains
2. a. walk
b. swim
c. drive
3. a. a lake
b. the mountains
c. the ocean

Figure 5 Listen to a story.
Change the words and complete the sentences.



EXAMPLE: The Smiths will be on vacation all of next month.
The Smiths are on vacation all of next month.

The Smiths _____ on vacation all of next month. Their
plane _____ in London tomorrow morning. The next week
they _____ to Rome. They _____ a week there. Then
they _____ on to Cairo. They _____ in Cairo for a
week. After that they _____ home. Then Jim and Jan Smith
_____ to work, and the children _____ back to school.

Figure 6

Listen to an introduction.



Sally: Mary, have you met Jack?

Mary: No, I haven't.

Sally: Let me introduce you. Mary, this is Jack Jones. Jack, this is Mary Barr.

Mary: How do you do, Jack?

Jack: It's a pleasure to meet you, Mary.

Figure 7

Repeat the sentences.

1. I'd like you to meet my sister.
2. Have you met my friend Joe?
3. Let me introduce you to my wife.
4. I want you to meet my husband.
5. This is David Williams.
6. It's a pleasure to meet you.
7. I'm happy to meet you.
8. How do you do?

Figure 8

Listen to a word.
Complete the sentence.

EXAMPLE: (Lt Anders)
I'd like you to meet Lt Anders.

1. I'd like you to meet _____.
2. Have you met _____?
3. Let me introduce you to _____.
4. I want you to meet my sister _____.
5. This is _____.
6. It's _____ to meet you.
7. I'm _____ to meet you.

Figure 9

Look at the rules.
Make an introduction.

RULES FOR INTRODUCTION

1. men to women
2. younger to older
3. lower rank to higher rank

EXAMPLE: (Mrs. Hall/Mr Win)

I'd like you to meet my friend.
Mrs. Hall, this is Mr. Win.
(woman) (man)

Figure 10

**Listen to a dialog.
Take part in the conversation.**

LET'S HAVE A CONVERSATION!

Student 1: Mr. Hill, have you met Miss Jane Dow? She'll be in your class this week.

Instructor: I'm happy to know you, Miss Dow. I hope you'll enjoy my class.

Student 2: How do you do, sir?

.

Figure 11

**Ask and answer questions.
Repeat the question.**

EXAMPLE: hit with ball
Did you hit someone with the ball?
(no)
No, I didn't hit anyone.

1. see at the party
2. hurt feelings
3. talk on the phone
4. lie at school
5. tell the story
6. tell the correct time

Figure 1

Repeat the words.
Write the words.

after (that)	finally	first
last	next	then

- EXAMPLE: a. first
 b. then
 c. finally

1. a. _____
 b. _____
 c. _____
 d. _____

2. a. _____
 b. _____
 c. _____
 d. _____
 e. _____

3. a. _____
 b. _____
 c. _____
 d. _____
 e. _____
 f. _____

Figure 2

Repeat the sentences.

Fig

EXA

- 1.
- 2.
- 3.
- 4.
- 5.
- 6.
- 7.
- 8.
- 9.
- 10.


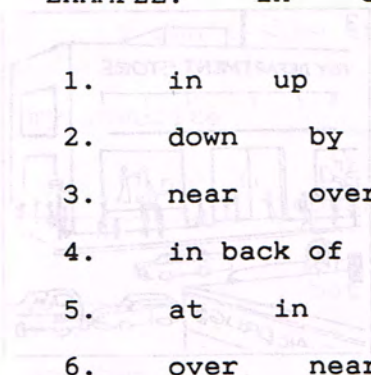
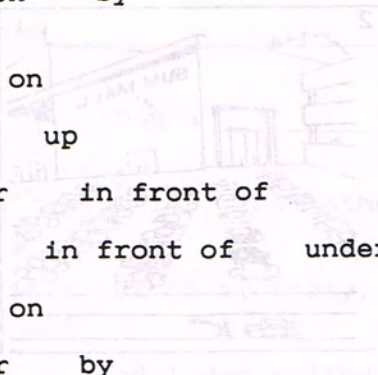
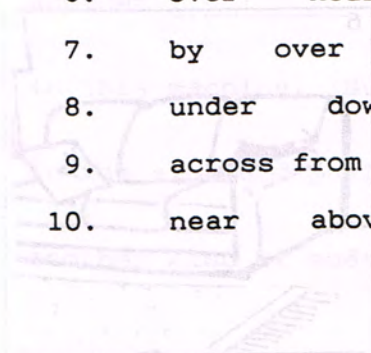
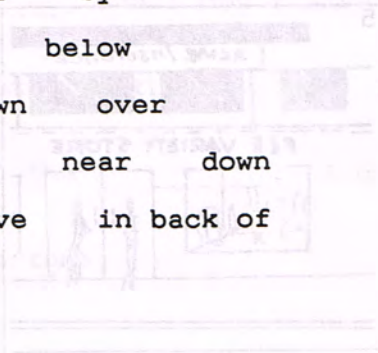










Figure 3

Circle the word.

EXAMPLE: in on by


1. in up on		
2. down by up		
3. near over in front of		
4. in back of in front of under		
5. at in on		
6. over near by		
7. by over below		
8. under down over		
9. across from near down		
10. near above in back of		

1. no, but near
 2. behind, in
 3. in front of
 4. below

1. on, under
 2. yes, across from
 3. no, 2nd floor, above
 4. in back of

Figure 4

Answer the questions.



1. on, under

3. yes, across from

5. no, 2nd floor, above

7. in back of

2. no, but near

4. behind, in

6. in front of

8. below

Figure 5

Listen to a paragraph.
Complete the sentences.

I don't like this _____. It never has
my favorite _____. It's a _____ drink, but this
_____ doesn't have it. That other one usually has my
_____, but it's out of it today. Now I have to make
another _____, and I don't like the _____
in this machine. But, I'm thirsty, so I'll _____ my money
in the slot and pull the _____. I guess I'll have to drink
another kind of soda today.

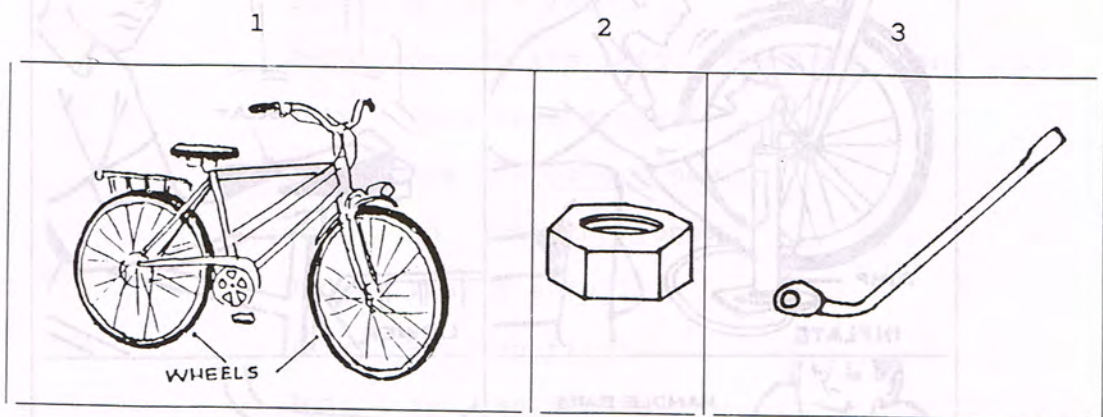


Figure 5

I don't like this vending machine. It never has my favorite soda. It's a popular drink, but this machine doesn't have it. That other one usually has my favorite, but it's out of it today. Now I have to make another selection, and I don't like the diet drinks in this machine. But, I'm thirsty, so I'll drop my money in the slot and pull the knob. I guess I'll have to drink another kind of soda today.

Figure 1

Listen to the sentences.
Repeat the words and sentences.
Answer the questions.

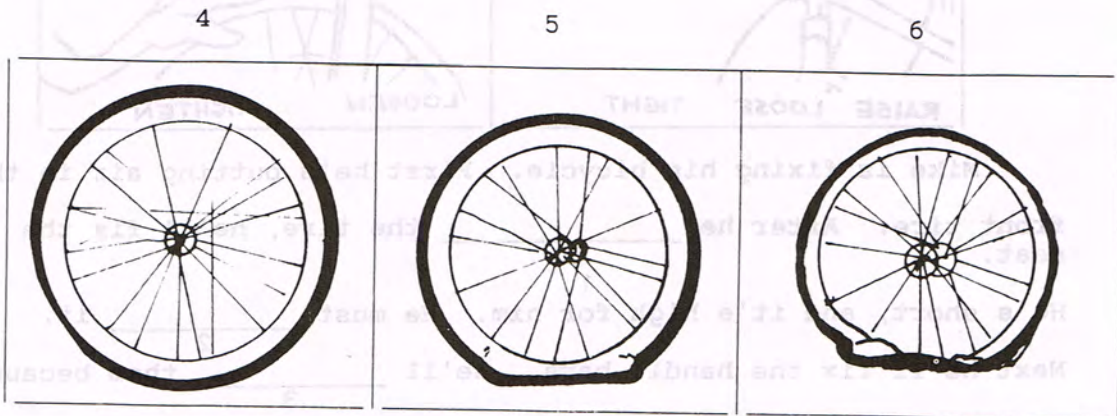


wheel

nut

wrench

1. A bicycle has two wheels.
2. A nut fastens each wheel to the bicycle.
3. You can turn the nut with a wrench.



tire air

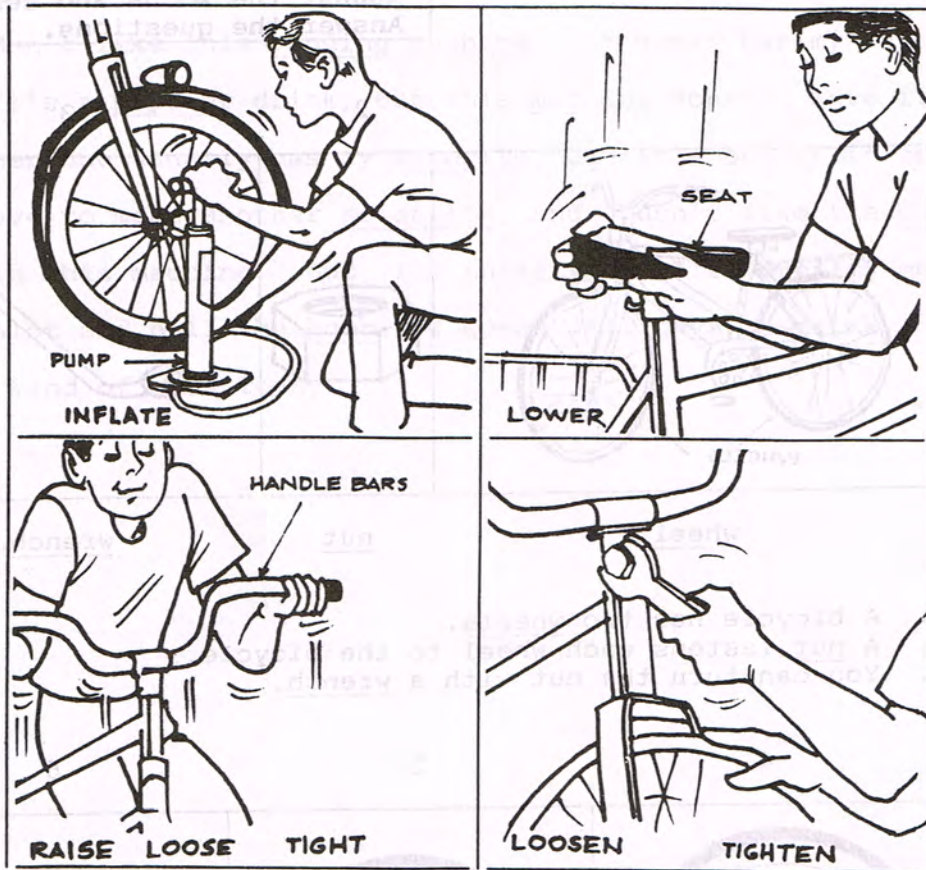
enough

flat tire

4. The tire fits on the outside of the wheel.
There is air inside the tire.
5. The tire is low. It has some air, but not enough.
6. The tire is flat. It has only a little air.

Figure 2

Repeat the underlined words.
Listen to a paragraph.
Complete the sentences.



Mike is fixing his bicycle. First he's putting air in the front tire. After he _____ the tire, he'll fix the seat.

He's short, and it's high for him. He must _____ it.

Next he'll fix the handle bars. He'll _____ them because they're low for him. Also, they slip because they're _____.

They should be _____, or they may cause an accident. He can fix the seat and handle bars in a few minutes. He only needs to _____ and _____ a few nuts with a wrench.

Figure 3

Listen to the dialog.
Repeat the dialog.

Judy: You have a flat tire.

July: Which tire?

Judy: One on the left. The left front tire.

July: That tire's new.

Judy: Are the others new?

July: No, just that one.

Judy: That's awful.

July: Who can fix it?

Judy: You can fix it.

July: I don't know how.

Judy: I'll teach you how.





Figure 4

Listen to the paragraph.
Look at the pictures.
Repeat the underlined words.










First Frank walks to the back of  the car. He sticks the key  in the lock and opens the trunk . He keeps a jack , a lug wrench , and an extra tire there. First he takes off the hub cap  because it covers the lug nuts. Then he jacks up the car until the flat tire is off the ground. He loosens the nuts with the lug wrench  and removes them. Next he replaces the flat tire with the spare tire. After he replaces and tightens the nuts, he lowers the car and puts on the hub cap.  Finally, he puts the things in the trunk and takes the flat tire to a garage.—

Figure 5

Where there's a picture or a blank, say the right word.

First Frank walks to



the car. He sticks the



in the lock and opens the



. He keeps

a



, a



, and an _____ tire there.

He takes them out of the



and begins to change the

flat. The



_____ the lug nuts, and he has to

take it off first. Then he _____ the car until the flat

tire is off the ground. He loosens the nuts with the



and _____ them. Next he takes off the flat tire and

_____ it with the _____ tire. After he

_____ and tightens the nuts, he lowers the car and puts

the



on the new wheel. Finally, he puts the tire and

tools in the trunk and takes them to a garage.

Figure 2

Listen to the dialog.
 Repeat the underlined words.
 Repeat the dialog.



1. Mrs. Adams: Do me a favor, please.
 Mr. Wilson: Certainly. What can I do for you?
 Mrs. Adams: Hand me the other half of my seat belt.
2. Mrs. Adams: May I look at your paper?
 Mr. Wilson: Of course. I'm not reading it.
3. Mrs. Adams: I need to keep warm. Can you get a blanket for me?
 Mr. Wilson: Sure. I'll be glad to.
4. Mr. Wilson: I'd like to smoke a cigarette. Will that bother you?
 Mrs. Adams: No, I won't mind.

ords.

Figure 3

Listen to the dialog.
Repeat the underlined words.
Repeat the dialog.



Flight Attendant: Have you finished your lunch?

Mrs. Adams: Yes, but that was certainly a quick meal.

Flight Attendant: I'm sorry you had to hurry.

Mrs. Adams: You take the plates very quickly.

Flight Attendant: We're always in a hurry on this flight.

Mrs. Adams: Because it's so short?

Flight Attendant: Yes. We never have enough time.

Mrs. Adams: One more question, please. Where are the restrooms?

Flight Attendant: At the front of the airplane.

blanket
1 that

Figure 8

Listen to the paragraph.
Write the main idea.

Main idea: _____

Figure

Main

and c
cost
and p
retur
or hi

Use the -ing form to change the sentences.

EXAMPLE: Key likes to drive her brother's car.
Key likes driving her brother's car.

Listen to the word.
Complete the sentence.

- EXAMPLE: Mark enjoys old movies. (watch)
- Mark enjoys _____ old movies.
1. Jane enjoys _____ people.
 2. Did you finish _____ your letter?
 3. I hope you don't mind _____ a few forms.
 4. Dan doesn't like _____ money from friends.
 5. Everyone started _____ at the same time.
 6. Jan began _____ the medicine every four hours.

Figure 8

Main idea: John lost his money in the vending machine. Or,
The vending machine was out of order.

John stood in front of the vending machine near his office and counted his money. He had only forty-five cents, exactly the cost of a diet soda. He carefully put his money in the machine and pushed the button, but nothing happened. He pushed the coin return, and again nothing happened. John couldn't get his money or his diet soda.

LANGUAGE LABORATORY ACTIVITIES, TAPE 3C, BOOK 10

Figure 1

Repeat the words.
Listen to the dialog.
Write the words.

can could will would

1. Kay: _____ you please do me a favor?
Ken: Yes, of course.
2. Kay: _____ you give me a ride home this afternoon?
Ken: I sure _____.
3. Jan: _____ you take a message for me, please?
Jim: I'll be glad to.
4. Jan: _____ you tell Mr. Rogers that I called?
Jim: I certainly _____.

Figure 2

Listen to the dialog.
Read Ann's part.



Mary: Could you do me a favor?
 Ann: Certainly. What do you need?

Mary: Lunch money. Can you lend me three dollars?
 Ann: Yes, I can.

Mary: Thanks. Will you do another thing for me?
 Ann: Of course. You always do me favors.

Mary: Would you let me buy your lunch tomorrow?
 Ann: Sure! I know a good restaurant downtown.

.....

Figure 3

Change the sentence to a polite question.

EXAMPLES: Lend me a dollar. (will)
 Will you please lend me a dollar?

Turn that radio off. (could)
 Could you please turn that radio off?

Figure 4

Repeat the answers.
Listen to the question.
Write the answer.

- Of course.
- Sure.
- Certainly.
- Yes, I can.
- Yes, I will.

EXAMPLES: Would you please help me?
Of course.

Can you please speak more slowly?
Yes, I can.

- 1. S__.
- 2. C_____.
- 3. O_c_____.
- 4. Y__, I c__.
- 5. S__.
- 6. O_c_____.
- 7. Y__, I w__.
- 8. Y__, I c__.
- 9. C_____.
- 10. Y__, I w__.

Figure 5

Read the questions.
Listen to a conversation.
Answer the questions.

- 1. Where are the men? _____
- 2. Does the customer want to buy anything right now?
- 3. What's the clerk's name?
- 4. Where are the fall suits?
- 5. What did the customer say about the suits?

Figure 6

Circle the number.

EXAMPLE: c a f e t e r i a
 1 2 3 4 5

- 1. 1 2 3 4
- 2. 1 2 3 4
- 3. 1 2 3 4
- 4. 1 2 3 4
- 5. 1 2 3 4
- 6. 1 2 3 4
- 7. 1 2 3 4
- 8. 1 2 3 4
- 9. 1 2 3 4
- 10. 1 2 3 4
- 11. 1 2 3 4
- 12. 1 2 3 4

.....

Figure 7

Write the main idea.

1. _____

2. _____

- 2. Does the customer want to buy anything right now?
- 3. What's the clerk's name?
- 4. Where are the fall suits?
- 5. What did the customer say about the suits?

Figure 7

1. Main idea: Ted needs new tires; or, Ted's tires are bad.

Ted drives his car a lot. His car is two years old, and his tires are too. The car looks good, but the tires don't. He has to put air in his tires often. When the streets are wet, Ted can't stop his car quickly. Now he's afraid to drive in bad weather, and he's tired of flat tires.

2. Main idea: Maria doesn't like to go the mall; or, Maria doesn't enjoy shopping at the mall.

Maria has to go to the mall today, but she doesn't want to. She's afraid of heavy traffic and crowded parking lots, and she likes small stores better than large stores. The clerks at the mall never seem to see her. They always help someone else first. All of Maria's friends like the mall, and she can't understand it.

LANGUAGE LABORATORY ACTIVITIES, TAPE 3D, BOOK 10

Figure 1

Listen to the dialogs.
Repeat the dialogs.

1. Kim: Tell Mike hello for me.
Ken: What did Kim say to do?
Jan: She said to tell Mike hello for her.

2. Mom: Sue, wear your raincoat.
Sue: What did Mom say to wear?
Dan: She said to wear your raincoat.

3. Instructor: Don't mark on your test booklets.
Lt. Fuller: What did he say not to do?
Sgt. Jones: He said not to mark on our test booklets.

Figure 2

Answer the question.
Repeat the answer.

EXAMPLE: Check the front tires.

What did he say to do?

He said to check the front tires.

- | | |
|----------|----------|
| 1. _____ | 2. _____ |
| 3. _____ | 4. _____ |
| 5. _____ | 6. _____ |
| 7. _____ | 8. _____ |

Figure 3

Complete the conversation.

1. Mrs. Hill: Billy, hang up your coat.

Billy:

Mr. Hill: She said to hang up your coat.

2. Mrs. Hill: Please feed the dog, Billy.

Billy:

Mr. Hill: She said to feed the dog.

3. Mrs. Hill: John, please return Dr. Smith's call.

Mr. Hill: What did she say to do?

Billy:

4. Mrs. Hill: Do your homework now, Billy.

Billy: What did she say to do?

Mr. Hill:

5. Mrs. Hill: Please give Billy some lunch money.

Billy: What did she say to give me?

Mr. Hill:

6. Mrs. Hill: Please, put gas in the car.

Mr. Hill: Billy, what did your mother say to do?

Billy:

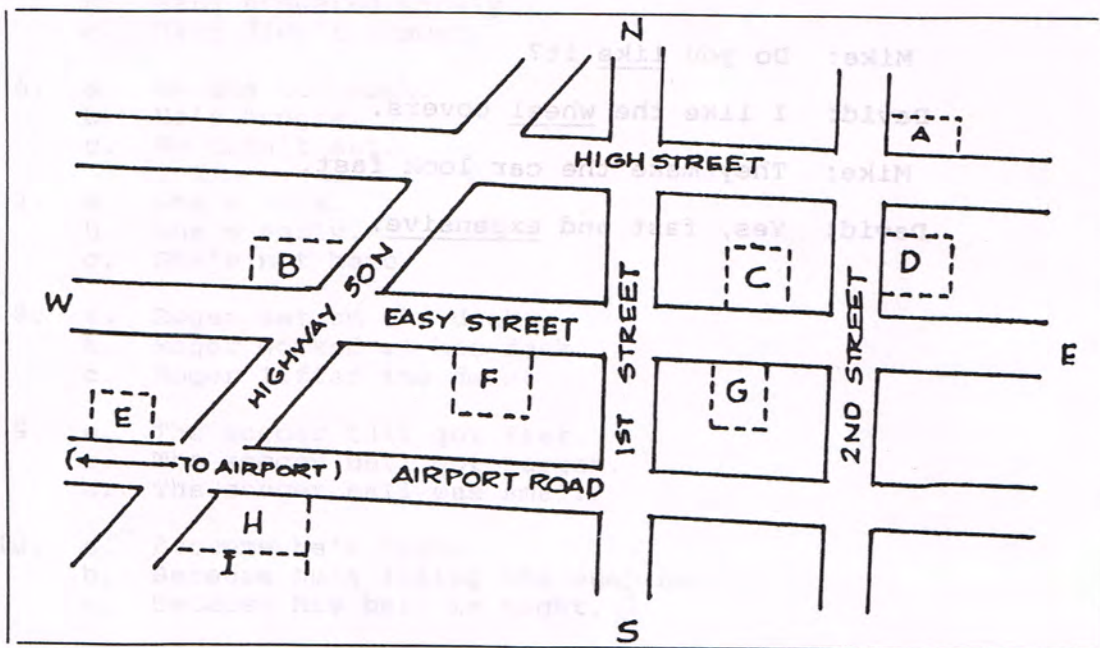
Figure 4

Read the questions.
Listen to a conversation.
Answer the questions.

1. Who's driving the car?
 2. What city are Dan and Sam in?
 3. When did Dan move away from there?
 4. Where will Dan and Sam eat lunch?
-

Figure 5

Look at the names of the buildings.
Listen to the story.
Write the letter next to the name.



- | | |
|-----------------------------------|---------------------------|
| 1. _____ Landmark Hotel | 2. _____ Silver City Mall |
| 3. _____ Silver Dollar Restaurant | 4. _____ New Money Bank |
| 5. _____ city library | 6. _____ old post office |
| 7. _____ Sure-Care Clinic | 8. _____ high school gym |

Figure 6

Listen to the dialog.
Repeat the dialog.

Mike: Look at that car!

David: Which car?

Mike: The blue one.

David: The blue one next to us?

Mike: Yes, that one.

David: That's Jim's car.

Mike: Jim White?

David: Not Jim White, Jim Brown.

Mike: Do you like it?

David: I like the wheel covers.

Mike: They make the car look fast.

David: Yes, fast and expensive.

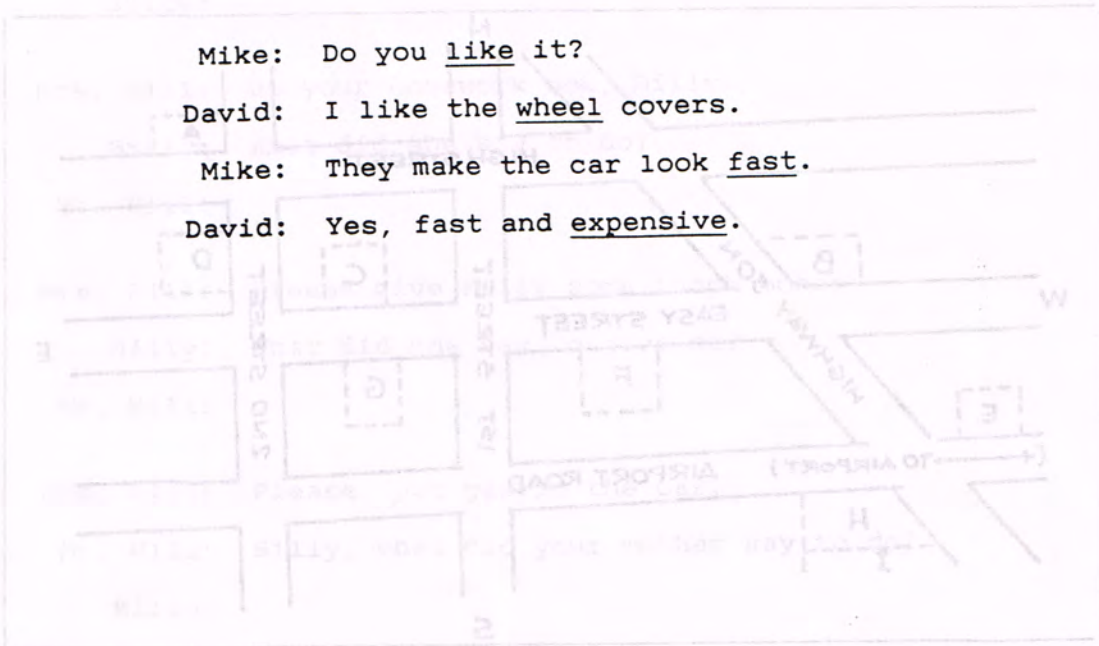


Figure 7

- 1.
- 2.
- 3.
- 4.
- 5.
- 6.
- 7.
- 8.
- 9.
- 10.

- | | |
|----------|--------------------------|
| 1. _____ | Landmark Hotel |
| 2. _____ | Silver Dollar Restaurant |
| 3. _____ | city library |
| 4. _____ | Sure-Care Clinic |
| 5. _____ | Silver City Mall |
| 6. _____ | New Money Bank |
| 7. _____ | old post office |
| 8. _____ | high school gym |

Figure 7


Select the response.

1. a. They are right for her.
b. They are small for her.
c. They are large for her.
2. a. automobiles
b. boats
c. bicycles
3. a. Ann is wearing a glove.
b. Ann put on her glove.
c. Ann took off her glove.
4. a. Glen doesn't have any money.
b. Glen needs to borrow money.
c. Glen doesn't need any more money.
5. a. Mary gave a fast answer.
b. Mary answered slowly.
c. Mary didn't answer.
6. a. He ate too much.
b. He's hungry.
c. He didn't eat.
7. a. She's late.
b. She's early.
c. She's not here.
8. a. Roger sat on the desk.
b. Roger worked at his desk.
c. Roger lifted the desk.
9. a. The soccer ball got flat.
b. The soccer ball got larger.
c. The soccer ball was small.
10. a. Because he's tired.
b. Because he's fixing the machine.
c. Because his belt is tight.

Figure 1

Repeat the underlined words.

ME AND MY FOLKS!



grandfather



grandmother



grandparents
on father's side



parents and baby

MORE RELATIVES



5
Aunt Mary
(single got married)

Aunt Mary's Family



6
Aunt June
(single)



7
Uncle Jerry

My Brother's
Children



8
Aunt Mary (marriage)
Uncle Ben and cousins
Meg and Rob



9
My niece and nephew
Jane and Jack

Figure 2

Circle the answer.

- | | |
|----------------------|---------------------|
| 1. a. my grandfather | 2. a. my aunt |
| b. my grandmother | b. my grandmother |
| c. my uncle | c. my cousin |
| 3. a. a cousin | 4. a. my uncles |
| b. a nephew | b. my cousins |
| c. a baby | c. my aunts |
| 5. a. my uncle | 6. a. my nephews |
| b. my cousins | b. my cousins |
| c. my aunt | c. my aunts |
| 7. a. my cousin | 8. a. my cousin |
| b. my nephew | b. my nephew |
| c. my niece | c. my niece |
| 9. a. a single woman | 10. a. a single man |
| b. a married woman | b. a married man |
| c. an old woman | c. an old man |

Figure 3

Look at the chart and ask a question.
Listen to the answer and mark the chart.

WILL THEY BE ABLE TO COME?

EXAMPLE: Will Aunt June be able to come?

I'm not sure. Aunt June might be able to come.

MY RELATIVES	yes	no	maybe
1. Aunt June			
2. Grandfather and Grandmother Jones			
3. Aunt Mary			
4. Uncle Ben			
5. Cousin Meg			
6. Cousin Rob			
7. Uncle Jerry			
8. Brother Frank			
9. Parents			


Figure 4

Repeat the connectives.
Listen to a paragraph.
Write the connectives when you hear them.

CONNECTIVES

after (that)	finally	first	last
lastly	next	second	then

1. _____
2. _____
3. _____
4. _____
5. _____



1. _____
2. _____
3. _____
4. _____
5. _____
6. _____

ANSWERS FOR TAPE 4A, BOOK 10

Figure 4

1. first
2. next
3. after that
4. then
5. last

1. first
2. then
3. then
4. next
5. then
6. finally


Figure 1

Repeat the sentences.

WHAT'S HER OCCUPATION?
WHAT'S HIS JOB?
WHAT (KIND OF WORK) DOES HE DO?



dentist



businesswoman
company



salesman



cashier, boss



secretary



bus driver

Figure 2

Answer the questions.
Write the number by the answer.

- a. _____ businessman
c. _____ cashier
e. _____ dentist

- b. _____ driver
d. _____ saleswoman
f. _____ secretary

Figure 3

Read the chart.
Repeat the names of the cities.
Answer the questions.

THE WEATHER IN SOME MAJOR CITIES
Last night, 10:35 PM

Los Angeles	r	60
New York	cl	41
San Francisco	cl	55
Washington	w	42
Phoenix	c/w	72
Detroit	c	30
Las Vegas	r	65
Chicago	cl	34

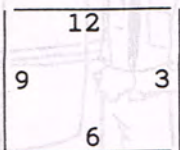
r = rainy sy = sunny w = windy
c = clear cl = cloudy

EXAMPLE: What was the temperature in Chicago?
It was 34 degrees.

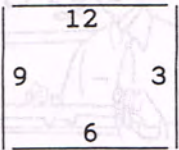
Was it cloudy or clear?
It was cloudy.

Figure 4

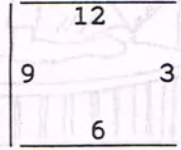
Listen to the time.
Draw the hands on the clock.
Answer the questions.



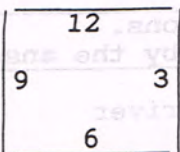
1. It's time to get up.



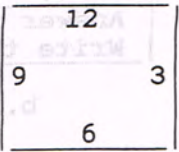
2. It's time for class.



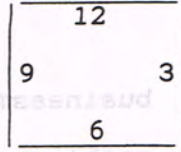
3. It's time to eat.



4. It's your free time.



5. It's time to eat supper.



6. It's time to go to sleep.

Figure 5

Repeat the conversation.

DO YOU COLLECT ANYTHING?

Bruce: What are you going to do this Saturday, Ben?
Are you going to do anything interesting?

Ben: Well, I'm going to add some coins to my collection.
Do you collect anything?

Bruce: No. All I collect is my students' papers after
a test. But that's different.

Ben: What are YOU doing Saturday?

Bruce: I'm going to work on my car. I have to replace two
tires. Then I'm going to a baseball game. Do you want
to come with me? I have an extra ticket.

Ben: Sure. Where can I meet you?

Bruce: How about my apartment, at five?

Ben: Good. See you then.

.

Figure 6

**Listen to the paragraph.
Write the main idea.**

1. _____

2. _____

ANSWERS FOR TAPE 4B, BOOK 10

Figure 6

1. A shopping center can be fun to visit.

Not all the people who go to shopping centers go there to shop.

People visit shopping centers for many reasons.

2. When people want to keep warm, they do different things.

People do different things to keep warm.

Figure

Sam:

Jan:

Sam:

Jan:

Sam:

Jan:

Sam:

Jan:

Sam:

Figure 1

Listen to the dialog.
 Circle the correct word.
 Repeat the dialog.

IT'S NOT VERY FAR.

Sam: How _____ is it from Houston to Dallas?
 (far, near)

Jan: Oh, it's _____ two hundred and fifty miles.
 (among, about)

Sam: Could you find out the _____ number of miles
 (exact, exactly)

for me?

Jan: Sure. Let me check my map. It's two hundred and forty
 three miles.

Sam: Which city do you think is nicer to visit?

Jan: Well, in my opinion, Houston is more _____.
 (pleasant, pleased)

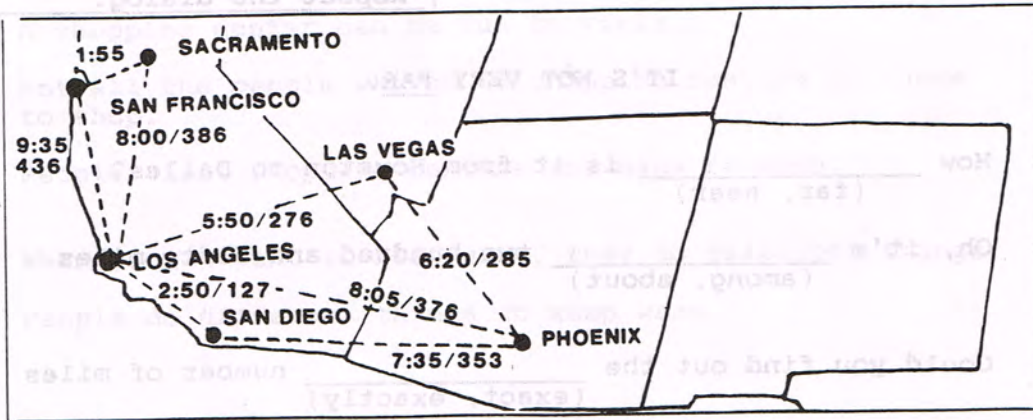
Sam: That's good. I'm driving to Houston first. Then, from
 there I might drive to Dallas.

Jan: Well, have a good trip!

Sam: Thanks.

Figure 2

Repeat the words.
Look at the map and answer the questions.



EXAMPLES: How far is it from San Diego to Los Angeles?

It's 127 miles.

It takes 2 hours and 50 minutes (to get to Los Angeles from San Diego.)

Figure 3

Listen to the questions.
Listen to a conversation.
Select the answer.

- a. to school
b. to the mall
c. to the gym
- a. some clothes
b. some shoes
c. some books
- a. some shoes
b. some lunch
c. a new book

- a. her parents
b. her brother
c. her aunt
- a. They're very old.
b. They're very tight.
c. They're very loose.
- a. \$15.00
b. \$ 5.00
c. \$10.00

Figure 4

Repeat the words.
Complete the sentences.
Repeat the sentences.



a newspaper



a magazine

articles famous magazines news newspapers

1. Many people read _____ every day.
2. The information or _____ in them is usually about something interesting or exciting.
3. There are _____ about many different kinds of things.
4. There are _____ about the news, about sports, about travel, and about _____ people.
5. The different kinds of information in magazines and newspapers are called _____.

Figure 1

Select the answer.

1. a. My father wasn't at home.
b. They live in Detroit.
c. They left this morning.
2. a. She's feeling much better, thank you.
b. He's cooking supper right now.
c. She's a school teacher.
3. a. I'm a dentist.
b. I'm going to New York next week.
c. My parents live in New York.
4. a. They own a clothing store.
b. They're fine, thank you.
c. They will take their vacation in June.
5. a. They don't live here.
b. It was sunny yesterday.
c. Yes. I have four brothers and three sisters.

Figure 2

Ask and repeat the questions.

EXAMPLE: Q: (What does your mother do?)

A: My mother is a dentist.

1. Q:
A: My father is feeling much better, thank you.
2. Q:
A: My brother wants a job in sales.
3. Q:
A: It was windy and cloudy in Dallas.
4. Q:
A: My children are fine, thank you.

Figure 3

Circle the number of the strongest syllable.

- EXAMPLE: (se lec tion)
1 2 3 4 5
- 1. 1 2 3 4 5
 - 2. 1 2 3 4 5
 - 3. 1 2 3 4 5
 - 4. 1 2 3 4 5
 - 5. 1 2 3 4 5
 - 6. 1 2 3 4 5
 - 7. 1 2 3 4 5
 - 8. 1 2 3 4 5
 - 9. 1 2 3 4 5
 - 10. 1 2 3 4 5
 - 11. 1 2 3 4 5
 - 12. 1 2 3 4 5
 - 13. 1 2 3 4 5
 - 14. 1 2 3 4 5

Figure 4

Answer the questions.

June 5, 1988

Dear Jane:

I couldn't go to your party last weekend because I had to work late on Sunday. Usually, I'm finished at the store by 5:30, but last weekend I had a lot of extra work. I couldn't leave the store until 8 PM. By that time, I was very tired and hungry. I tried to buy a sandwich, but I couldn't find a sandwich vending machine. Finally I stopped looking. I went home without supper. After I got home and changed clothes, it was very late. I know you had a good party. I'm sorry I didn't go.

I won't have to go to work on Tuesday and Wednesday of next week. I can go to a restaurant and a movie on Tuesday. Would you like to do that? Call me on Monday.

Your friend,
Frank.

le.

Figure 5

Listen to a paragraph.
Write the paragraph.

MY NEIGHBOR

Mrs. Wright is my neighbor. We live in the same apartment
 building. She lives alone. Sometimes I take her shopping. I
 help her with her packages. We live upstairs, and it's hard to
 take packages up the stairs. She says that I am a very polite
 person. The other day I wrote down my phone number on some
 paper. I stuck it on her table near her phone. I told her to
 call me when she needed anything. She was pleased and thanked
 me. It feels good to be able to help someone.

Figure 5

MY NEIGHBOR

Mrs. Wright is my neighbor. We live in the same apartment building. She lives alone. Sometimes, I take her shopping. I help her with her packages. We live upstairs, and it's hard to take packages up the stairs. She says that I am a very polite person. The other day I wrote down my phone number on some paper. I stuck it on her table near her phone. I told her to call me when she needed anything. She was pleased and thanked me. It feels good to be able to help someone.