

PREFACE

The American Language Course (ALC) is designed primarily for an intensive language training program. However, these materials can also be used in nonintensive programs. The course will provide students with a sufficient level of fluency and communicative proficiency in American English to enable them to successfully pursue technical or professional training in schools conducted by the Department of Defense.

The General English Phase of the ALC consists of six progressive levels of language proficiency training. Levels I through V consist of six separate instructional packages each. Level VI contains four.

Level I	Books 1 - 6
Level II	Books 7 - 12
Level III	Books 13 - 18
Level IV	Books 19 - 24
Level V	Books 25 - 30
Level VI	Books 31 - 34

The coordinated instructional packages for Books 1-30 consist of the following:

1. Instructor Text
2. Student Text
3. Audiotapes
4. Instructor Language Laboratory Activities Booklet
5. Student Language Laboratory Activities Booklet
6. Quiz Kits
7. Optional training aids

Inquiries concerning these materials, including requests for copies, should be addressed to Commandant, Defense Language Institute English Language Center, ATTN: LERW, 2235 Andrews Ave., Lackland Air Force Base, Texas 78236-5259.

Recommendations for improving this edition are encouraged. Letters should be addressed to: Commandant, Defense Language Institute English Language Center, ATTN: LEAC, 2235 Andrews Ave., Lackland Air Force Base, Texas 78236-5259.

The American Language course (ALC) contains copyrighted material. Reproduction of this publication is not authorized without the expressed written permission of the owners of the copyrights.

DISTRIBUTION NOTES TO THE STUDENT IN THE

LANGUAGE LABORATORY ACTIVITIES FOR BOOK 9

This booklet contains the Language Laboratory Activities (LLA) for Book 9.

LESSON 1

You will need a pen or pencil and this booklet to do the activities correctly. All directions are given orally on the tapes. It is important to listen carefully to the instructions and to do the things the tape tells you to do. You will be told to repeat words or sentences and to ask and answer questions. You will also be told to choose and mark certain words or expressions, or to write special words, phrases, or sentences. Most of the time the tape will give you the correct answers right away, so you can check your work. Sometimes the tape will tell you to look on a certain page for the answers. Relax, listen carefully, and respond!

- Figure 5 Listening Skill (select topic)
- Figures 6-7 Writing Skill (take notes chart/outline)

TAPE 1C (ST p. 15)

- Figures 1-2 Vocabulary
- Figure 3 Function
- Figure 4 Listening Skill (select topic)
- Figures 5-6 Writing Skill (complete forms)

TAPE 1D (ST p. 21)

- Figures 1-2 Grammar (linking verbs)
- Figure 3 Grammar (cause/reason with because)
- Figures 4-5 Vocabulary
- Figure 6 Listening Skill (number of syllables)
- Figure 7 Writing Skill (punctuation)

LESSON 2

TAPE 2A (ST p. 27)

- Figure 1 Vocabulary
- Figure 2 Listening Skill (write topic)
- Figure 3 Writing Skill (take notes chart/bus outline)
- Figure 4 Writing Skill (punctuation)

DISTRIBUTION OF OBJECTIVES IN THE

LANGUAGE LABORATORY ACTIVITIES FOR BOOK 9

LESSON 1

TAPE 1A (ST p. 1)

- Figures 1-3 Vocabulary
- Figure 4 Function (bank transactions)

TAPE 1B (ST p. 7)

- Figures 1-4 Grammar (present progressive)
- Figure 5 Listening Skill (select topic)
- Figures 6-7 Writing Skill (take notes chart/box outline)

TAPE 1C (ST p. 15)

- Figures 1-2 Vocabulary
- Figure 3 Function
- Figure 4 Listening Skill (select topic)
- Figures 5-6 Writing Skill (complete forms)

TAPE 1D (ST p. 21)

- Figures 1-2 Grammar (linking verbs)
- Figure 3 Grammar (cause/reason with because)
- Figures 4-5 Vocabulary
- Figure 6 Listening Skill (number of syllables)
- Figure 7 Writing Skill (punctuation)

LESSON 2

TAPE 2A (ST p. 27)

- Figure 1 Vocabulary
- Figure 2 Listening Skill (write topic)
- Figure 3 Writing Skill (take notes chart/box outline)
- Figure 4 Writing Skill (punctuation)

TAPE 2B (ST p. 33)

- Figures 1-2 Vocabulary
- Figure 3 Grammar (comparison/contrast alike, different, similar, same)
- Figure 4 Listening Skill (follow directions/identify buildings)
- Figures 5-6 Grammar (direct/indirect request)
- Figure 7 Vocabulary
- Figure 8 Writing Skill (dictation)

TAPE 2C (ST p. 41)

- Figure 1 Vocabulary
- Figure 2 Grammar (past progressive)
- Figure 3 Vocabulary
- Figure 4 Listening Skill (number of syllables)
- Figure 5 Writing Skill (dictation)

TAPE 2D (ST p. 49)

- Figure 1 Vocabulary
- Figures 2-3 Grammar (direct/indirect request)
- Figure 4 Function (traffic accidents)
- Figure 5 Listening Skill (conversation/answer question)

LESSON 3

TAPE 3A (ST p. 55)

- Figures 1-6 Vocabulary
- Figures 7-8 Function (ask for/give advice)/Vocabulary
- Figure 9 Listening Skill (number of syllables)

LESSON 2

TAPE 3B (ST p. 63)

- Figures 1-4 Vocabulary
- Figures 5-6 Grammar (should)
- Figure 7 Listening Skill (follow directions/identify buildings)
- Figure 8 Writing Skill (take notes chart/outline)
- Figure 9 Writing Skill (punctuation)

TAPE 3C (ST p. 69)

- Figure 1 Grammar (ly to form adverbs)
- Figures 2-3 Grammar (adverbs to indicate manner)
- Figure 4 Grammar (how questions)
- Figure 5 Grammar (adverbs to indicate manner)
- Figure 6 Listening Skill (number of syllables)
- Figures 7-8 Vocabulary
- Figure 9 Listening Skill (write topic)

TAPE 3D (ST p. 75)

- Figures 1-2 Grammar (how questions)
- Figure 3 Function (ask for/give advice)
- Figure 4 Vocabulary
- Figure 5 Writing Skill (sentence dictation)

LESSON 4

TAPE 4A (ST p. 79)

- Figures 1-3 Vocabulary
- Figure 4 Function (apologies)
- Figure 5 Grammar (that clause)
- Figure 6 Writing Skill (take notes chart/box outline)

TAPE 4B (ST p. 87)

- Figures 1-2 Grammar (that clause)
- Figures 3-4 Vocabulary
- Figures 5-6 Grammar (that clause)
- Figure 7 Vocabulary
- Figure 8 Listening Skill (write topic)

TAPE 4C (ST p. 93)

- Figure 1 Vocabulary
- Figures 2-3 Grammar (apologize for + gerund)
- Figure 4 Vocabulary
- Figure 5 Reading Skill (follow semi-technical instructions)
- Figure 6 Writing Skill (dictation)

Figure 1	Function (apologies)	Figure 1
Figure 2	Vocabulary	Figures 2-3
Figures 3-4	Grammar (that clause)	Figure 4
Figure 5	Grammar (apologize for + gerund)	Figure 5
Figure 6	Writing Skill (dictation)	Figures 6-7
Figure 7	Writing Skill (punctuation)	Figures 7-8

Figure 1	Grammar (how questions)	Figures 1-2
Figure 2	Function (ask for advice)	Figure 3
Figure 3	Vocabulary	Figure 4
Figure 4	Writing Skill (sentence dictation)	Figure 5

LESSON 4

Figure 1	Vocabulary	Figures 1-3
Figures 2-3	Function (apologies)	Figure 4
Figure 4	Grammar (that clause)	Figure 5
Figure 5	Writing Skill (take notes chart/box outline)	Figure 6


LESSON 3

Figure 1	Grammar (that clause)	Figures 1-2
Figure 2	Vocabulary	Figures 3-4
Figure 3	Grammar (that clause)	Figures 5-6
Figure 4	Vocabulary	Figure 7
Figure 5	Listening Skill (write topic)	Figure 8

Figure 1	Vocabulary	Figure 1
Figures 2-3	Grammar (apologize for + gerund)	Figures 2-3
Figure 4	Vocabulary	Figure 4
Figure 5	Reading Skill (follow semi-technical instructions)	Figure 5
Figure 6	Writing Skill (dictation)	Figure 6

Figure 1

Repeat the words and sentences.
Answer the question.
Repeat the answer.



1. ID card

APPLICATION FORM		
First Name	First	Initial
Address		
State	Telephone	
Date of Birth		
Signature		

2. form

APPLICATION FORM		
First Name	First	Initial
Address		
State	Telephone	
Date of Birth		
Signature		

3. fill out

APPLICATION FORM		
First Name	First	Initial
Address		
State	Telephone	
Date of Birth		
Signature		


4. signature

Figure 2


Repeat the words and sentences.
Answer the question.
Repeat the answer.



1. open an account




2. checking account



3. cash



4. checkbook




5. savings account
6. save

Figure 3

Repeat the words and sentences.
Write the sentence.
Answer the question.
Repeat the answer.



1. passport



2. bill

SAVINGS ACCOUNT DEPOSIT SLIP

ABC BANK
 PO BOX 555
 SAN ANTONIO, TX

DATE _____

PLEASE LIST EACH SEPARATELY		
	DLLS	CTS
CURRENCY		
COIN		
CHECKS		
TOTAL		
LESS CASH		
NET DEPOSIT		

sign here for cash _____

Deposit to the account of: _____

Account No. _____

- 3. deposit
- 4. deposit slip

5. save _____

6. safe _____

7. right away _____

8. information _____

ire 4

Listen and read.

og 1A

ent: Yes, I'd like to open a checking account.

ent: Okay. Thanks.

og 1B

ent: May I help you?

Man:

ent: Please fill out this form. Put your signature on the last line.

Man:

og 2A

man:

ent: Yes. Can I open a savings account with twenty-five dollars?

man:

ent: Okay. What do you want to know?

og 2B

ent: Good morning. Can I help you?

man:

ent: Yes. I'll need some information for this form.

man:

Dialog 3A

Student: Excuse me, ma'am. I want to cash a check.

Woman:

Student: I have an ID card and a passport. Is that okay?

Woman:

Student: Can I have the cash in small bills?

Woman:

Student: Yes, thanks.

Dialog 3B

Woman:

Student: Okay. I need to see some identification.

Woman:

Student: Yes, that's fine.

Woman:

Student: Yes. Are ones and fives okay?

Woman:

LANGUAGE LABORATORY ACTIVITIES, TAPE 1B, BOOK 9

Listen to the question.
Complete the answer.
Repeat the answer.

Read the sentence.
Answer the question.
Repeat the answer.

ure 1

Mary is going to the bank tomorrow.

David is leaving for China in June.

Paula is flying to Dallas tonight.

John is taking his son to the doctor on Saturday.

I'm going to the bank tomorrow.

She is leaving after class.

The men are working next weekend.

Bob's family is coming next month.

I'm depositing my check tomorrow.

Alex is leaving by bus.

My friends are going to Texas.

Jane is taking a test on Monday.

.

Figure 2

Listen to the question.
Complete the answer.
Repeat the answer.

EXAMPLE: Yes, I'm leaving tonight.

1. No, _____ to the bank tomorrow.

2. Yes, _____ after school today.

3. Yes, _____ his family to Dallas.

4. Yes, _____ it.

5. No, _____ before dinner.

6. Yes, _____ to England.

7. No, _____ today.

8. No, _____ on Sunday.

Figure 3
Answer the questions using the word listed.
Repeat the answer.

Read. Listen to words.
Make questions.
Repeat the questions.

EXAMPLE: I'm driving to Colorado next week. (When)

When are you driving to Colorado?

1. He's leaving at 10 o'clock.
2. They're going to the store.
3. She's returning to work next week.
4. I'm leaving tomorrow because I have to.
5. The captain is visiting his friends tomorrow.
6. The major is returning to Japan in May.
7. I'm eating lunch with Capt Kim.
8. We're meeting in the mess hall after class.
9. The class is starting next week.
10. He's traveling by bus to New York.
11. The plane is taking off at 1200 hours.
12. He's leaving tomorrow because he wants to.
-

Figure 4

Answer the question with the word listed.
Repeat the answer.

EXAMPLE: tomorrow
He's going tomorrow.

- 1. tomorrow
- 2. next week
- 3. on Monday
- 4. after school
- 5. by plane
- 6. by bus
- 7. by taxi
- 8. at Gate 2
- 9. in Dallas
- 10. at Aldo's

.....

.....

Figure 5

Listen to the paragraph.
Select the main idea.

EXAMPLE: a. There are many different kinds of long distance phone calls.
b. All station-to-station long distance calls need an operator's help.
c. A station-to-station call is the cheapest long distance call.

- 1. a. People put grass, flowers, and trees in their yards.
b. People enjoy grass, flowers, and trees.
c. People are angry about cities without grass and trees.

.....

Figure 6

Example

Listen to the paragraph.

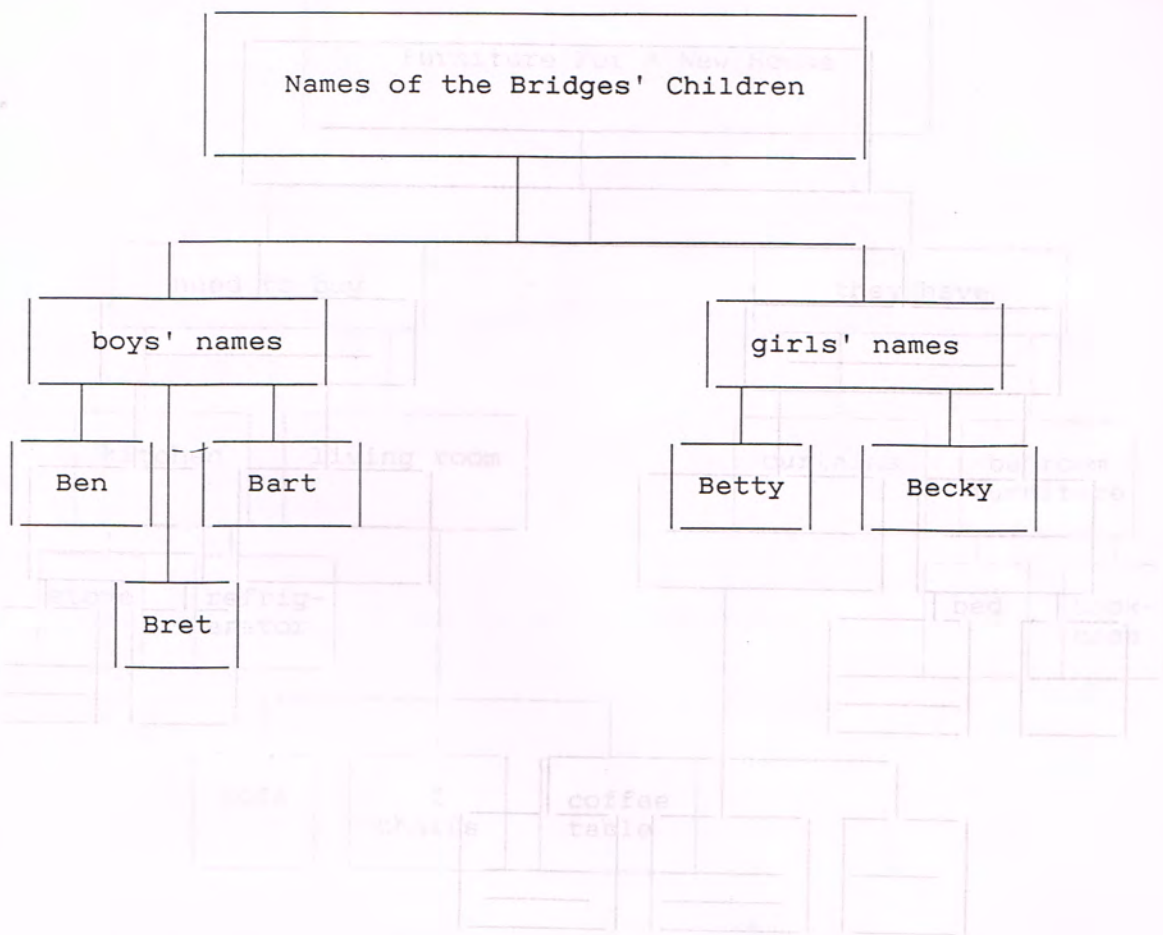
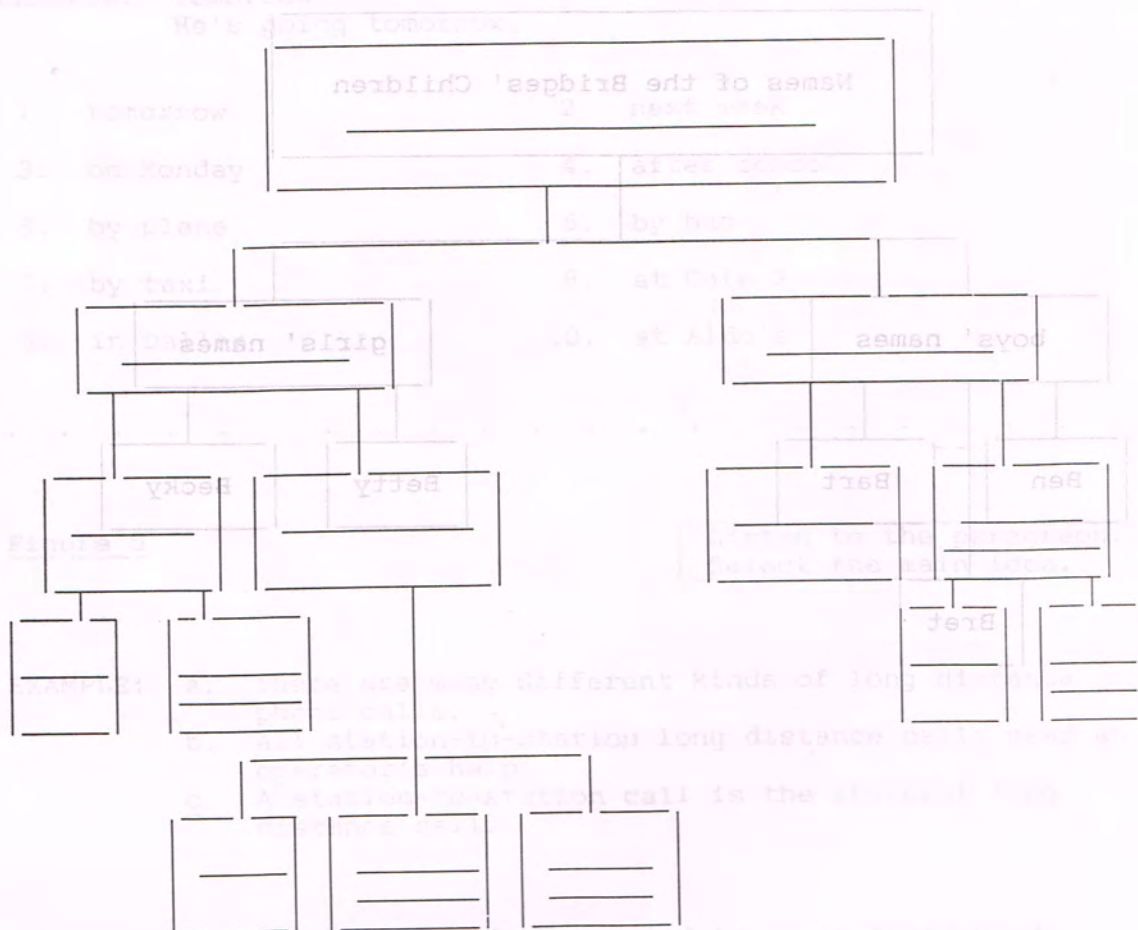


Figure 7 Listen to the paragraph.

Listen to the paragraph.
Write important information
in the boxes.
Check the answer page.

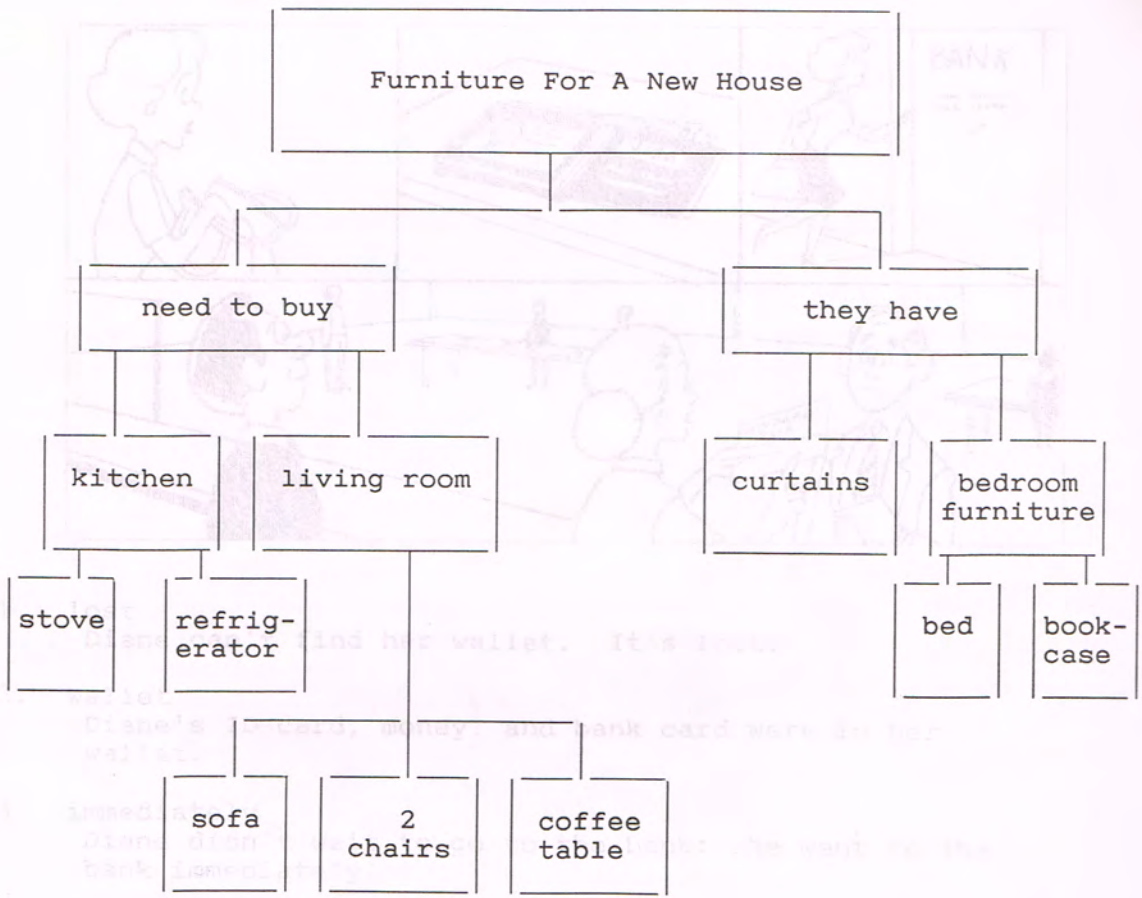


1. a. People put grass, flowers, and trees in their yards.
- b. People enjoy grass, flowers, and trees.
- c. People are angry about cities without grass and trees.

Figure 7

Figure 1


(Listen and repeat.)



1. Diana needed to close an account.
Diana needed to close an account.
2. Diana needed to take her money out of her account.
Diana needed to take her money out of her account.
3. Diana wanted her money, she had to withdraw.
Diana wanted her money, she had to withdraw.
4. Diana made a withdrawal.
Diana made a withdrawal. She took money out of her account.
5. Diana filled out a small piece of paper. She filled out a withdrawal slip.
Diana filled out a small piece of paper. She filled out a withdrawal slip.

Figure 1

Listen and repeat.



1. lost
Diane can't find her wallet. It's lost.
2. wallet
Diane's ID card, money, and bank card were in her wallet.
3. immediately
Diane didn't wait to go to the bank; she went to the bank immediately.
4. close an account
Diane needed to close an account.
5. take out of
Diane needed to take her money out of her account.
6. withdraw
Diane wanted her money. She had to withdraw it.
7. withdrawal
Diane made a withdrawal. She took money out of her account.
8. slip
Diane filled out a small piece of paper. She filled out a withdrawal slip.

9. complete
Diane had to fill out the withdrawal slip. She had to complete it.

10. right here
Write your name on this line. Write your name right here.





Figure 2

Listen and repeat.



1. spent
Sandy spent her money. She bought new clothes.
2. spend
Jane saved her money. She didn't spend it.
3. hide
Jane wanted to hide the wallet from Sandy. She didn't want Sandy to find it.
4. hid
Sandy can't find her wallet because Jane hid it.

5. soon
 Their vacation will begin soon. It'll begin in a short time.

Figure 3

Repeat the dialog.
 Say the customer's part.

Man:
 Customer: Yes, please. I want to make a withdrawal from my savings account.
 Man:
 Customer: Yes, but I can't complete it. I lost my savings account number.
 Man:
 Customer: Thank you. I'd like to withdraw \$25.00.

Figure 4

Select the best response.
 Write the letter in the blank.

1. _____ a. Yes, please put your signature on the bottom line.
2. _____ b. Did you fill out a withdrawal slip?
3. _____ c. I can do that for you. Please complete this form.

Order of _____
 DOLLARS _____
 OLD BANK _____

Figure 5

Listen to a paragraph.
Listen again and fill out forms.
Check your work.

EXAMPLE:

CHECKING ACCOUNT DEPOSIT SLIP		
NEW BANK PO Box 3 San Antonio, TX	PLEASE LIST EACH SEPARATELY	
Date _____ (1)	(3) CURRENCY	DLLS CTS
	COIN	
	CHECKS	
	(3) TOTAL	
sign here for cash _____	LESS CASH	
	NET DEPOSIT	
Deposit to the Acct of: (2) _____ 555 St Mark San Antonio, TX	Account No. 98000 990	

Figure 6

Listen to a paragraph.
Listen again and fill out forms.
Check the answer page.

(1)

John Brown 5600 Delta San Antonio, TX	_____ 19 _____ (1)	555
Pay to the order of _____	\$ _____	
		DOLLARS
OLD BANK _____		

CHECKING ACCOUNT DEPOSIT SLIP

XYZ BANK
PO Box 555
San Antonio, TX

PLEASE LIST EACH SEPARATELY

Date _____
(1)

	DLLS	CTS
CURRENCY	_____	_____
COIN	_____	_____
CHECKS	_____	_____
TOTAL	_____	_____
LESS CASH	_____	_____
NET DEPOSIT	_____	_____

sign here for cash _____

Deposit to the Acct of: _____

Account No.
00007 880

(2)

001

_____ 19

(1)

(3)

Pay to the
order of _____

\$ _____

DOLLARS

XYZ Bank

Deposit to the Acct of: _____

Account No.
00007 880

Pay to the order of _____

(3)

DOLLARS

XYZ Bank

Figure 1

Listen and repeat.



1. The ice cream is cold.
The ice cream tastes good.
The ice cream tastes sweet.

2. This coffee is very hot.
This coffee tastes bad.
This coffee tastes bitter.



3. This meat is old.
This meat tastes bad.
This meat tastes salty.

4. A lemon is not sweet.
A lemon tastes sour.


a. salty
b. cheap
c. pretty

a. bored
b. clean
c. awful

Figure 4

Read. Listen. Select a response.
Write the number next to response.
Check your work. Repeat the response.

- ___ a. It tasted sweet.
- ___ b. He made a deposit.
- ___ c. Put your signature on the last line.
- ___ d. He wants to make a withdrawal.
- ___ e. No, I'm going right away.
- ___ f. She hid it.
- ___ g. No, but I have my checkbook.
- ___ h. He needs a savings account.



- ___ i. They sounded upset.
- ___ j. It isn't safe.

Figure 5

Select the best answer.
Check your answers.

- 1. a. a slip
 - b. a checkbook
 - c. a wallet
 - d. a form
- 2. a. He was filling out forms.
 - b. He was making a deposit.
 - c. He was withdrawing money.
 - d. He was spending money.
- 3. a. "Something is bad."
 - b. "What smells delicious?"
 - c. "Happy birthday to you."
 - d. "What smells awful?"
- 4. a. He burned it.
 - b. Someone read it.
 - c. Alex lost it.
 - d. Someone took it.
- 5. a. sweet
 - b. sour
 - c. bitter
 - d. salty
- 6. a. soon
 - b. later
 - c. next month
 - d. on vacation

nse.
nse.

Figure 6

**Circle number of syllables.
Check your work.**

- | | | |
|---------|---------|---------|
| 1. a. 1 | 2. a. 1 | 3. a. 1 |
| b. 2 | b. 2 | b. 2 |
| c. 3 | c. 3 | c. 3 |
| d. 4 | d. 4 | d. 4 |
| 4. a. 1 | 5. a. 1 | 6. a. 1 |
| b. 2 | b. 2 | b. 2 |
| c. 3 | c. 3 | c. 3 |
| d. 4 | d. 4 | d. 4 |
| 7. a. 1 | 8. a. 1 | 9. a. 1 |
| b. 2 | b. 2 | b. 2 |
| c. 3 | c. 3 | c. 3 |
| d. 4 | d. 4 | d. 4 |

.

Figure 7

**Punctuate, and rewrite.
Check the answer page.**

this morning commander nelson went to the bank to withdraw some money hes going on a trip this weekend hell need money for film food and gifts for his wife and children commander nelson has a checking account at the bank on base this morning he asked the clerk can you give me small bills the clerk said how about fives tens and twenties commander nelson said yes thatll be fine

ANSWERS FOR TAPE 1D, BOOK 9

Figure 7

This morning, Commander Nelson went to the bank to withdraw some money. He's going on a trip this weekend. He'll need money for film, food, and gifts for his wife and children. Commander Nelson has a checking account at the bank on base. This morning he asked the clerk, "Can you give me small bills?" The clerk said, "How about fives, tens, and twenties?" Commander Nelson said, "Yes, that'll be fine."

Check the answer page.
Punctuate, and rewrite.


This morning commander nelson went to the bank to withdraw some money he's going on a trip this weekend he'll need money for film food and gifts for his wife and children commander nelson has a checking account at the bank on base this morning he asked the clerk can you give me small bills the clerk said how about fives tens and twenties commander nelson said yes that'll be fine

1. a. He said "Can you give me small bills?"
b. He said "How about fives, tens, and twenties?"
c. He said "Yes, that'll be fine."
d. He said "I need some money."
2. a. He said "Can you give me small bills?"
b. He said "How about fives, tens, and twenties?"
c. He said "Yes, that'll be fine."
d. He said "I need some money."
3. a. "Can you give me small bills?"
b. "How about fives, tens, and twenties?"
c. "Yes, that'll be fine."
d. "I need some money."
4. a. He said "Can you give me small bills?"
b. He said "How about fives, tens, and twenties?"
c. He said "Yes, that'll be fine."
d. He said "I need some money."


Figure 1

Repeat the words and sentences.
Match the sentence and picture.
Write number under picture.


A.




B.




C.




D.



E.




F.



G.



H.



I.



Figure 2

Punctuate and rewrite.

Listen to the paragraph.
Write the topic.

I answered the phones at work today two people called for Sergeant Anderson while he was at lunch he returned their calls when he got back Mrs. Green called and wanted to talk to her husband Major Green he was busy she said I'll call back later I received one call it was from my wife she told me to bring home some milk and bread

2. _____

.....
living room kitchen bedroom

Figure 3

Listen to the paragraph.
Fill in a chart outline.

coffee table refrigerator stove bed dresser
bookcase gas heater big mirror

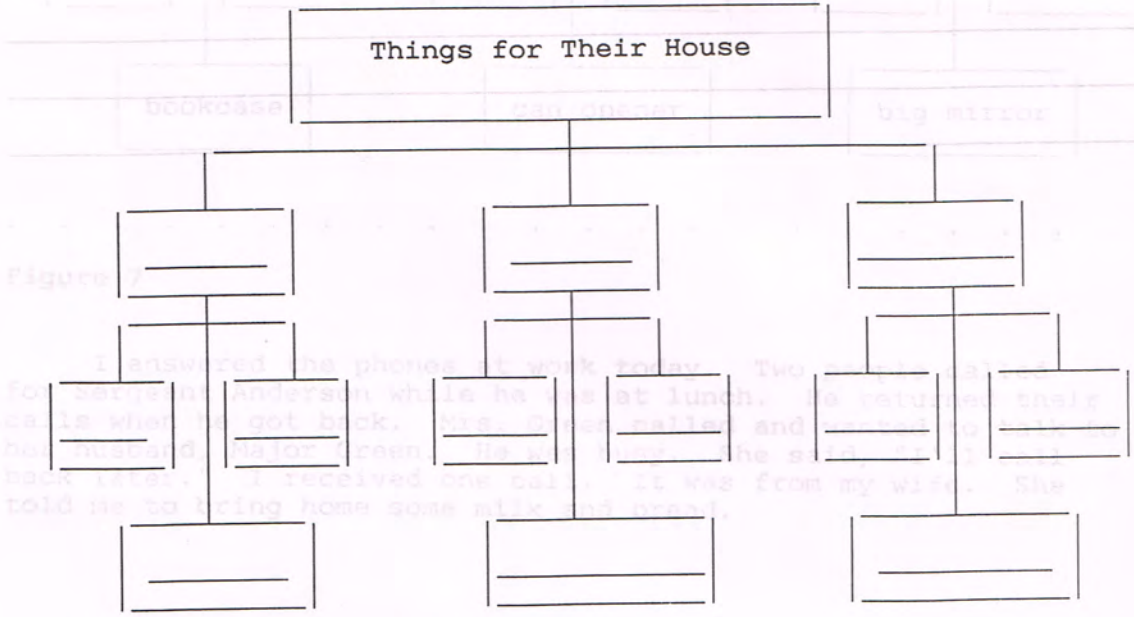


Figure 4

Punctuate and rewrite.

i answered the phones at work today two people called for sergeant anderson while he was at lunch he returned their calls when he got back mrs green called and wanted to talk to her husband major green he was busy she said ill call back later i received one call it was from my wife she told me to bring home some milk and bread

Three horizontal lines for writing the punctuated and rewritten text.

Figure 3

Four horizontal lines for writing a chart outline.




Figure 3

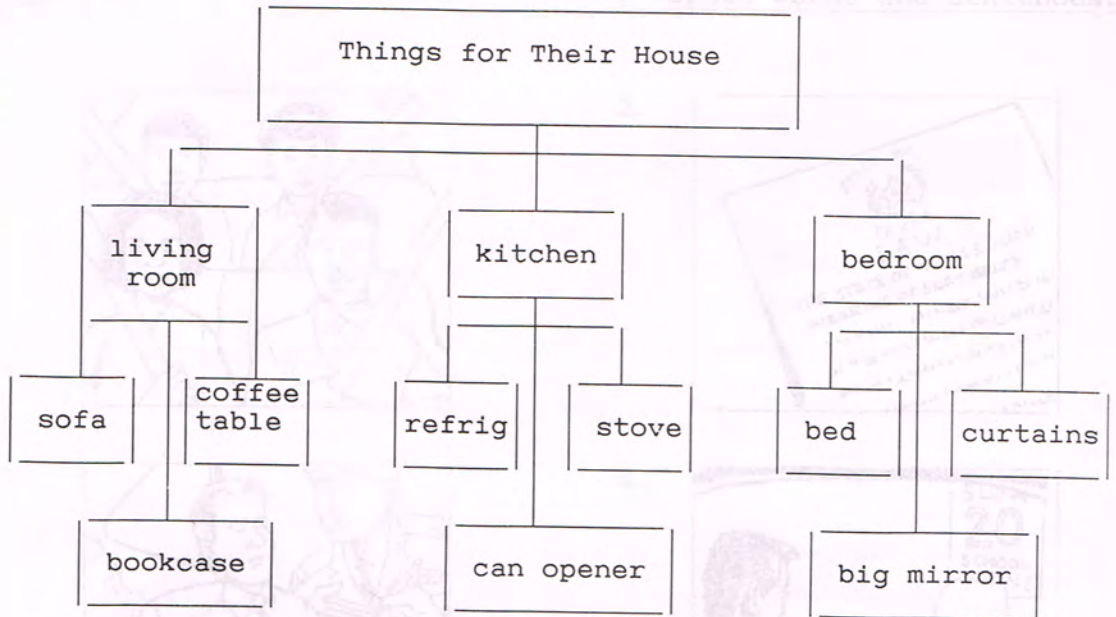


Figure 7

I answered the phones at work today. Two people called for Sergeant Anderson while he was at lunch. He returned their calls when he got back. Mrs. Green called and wanted to talk to her husband, Major Green. He was busy. She said, "I'll call back later." I received one call. It was from my wife. She told me to bring home some milk and bread.

Figure 1



Repeat words and sentences.





Figure 2

Repeat dialog.
Read Ted's part.
Read Sam's part.

Sam: Fasten your seat belt.

Ted: Do I have to?

Sam: Yes, it's a state law. You must buckle up.

Ted: I don't want to break the law.

Sam: You won't because I'm a careful driver, and I always obey the law.



Figure 3

Repeat sentences.
Select word that answers question.



Repeat words and sentences.

Figure 1



1.



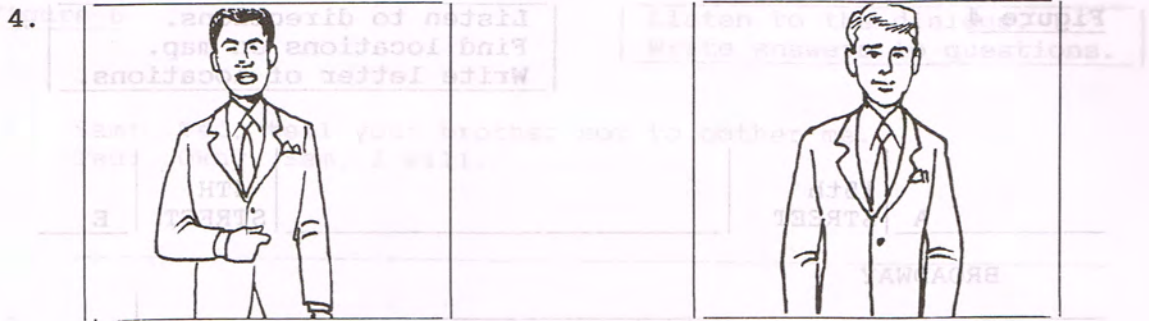
2.



3.



Sam: Yes, it's a state law. You must buckle up.
Ted: I don't want to break the law.
Sam: You won't because I'm a careful driver, and I always obey the law.



1. a. similar
b. the same
c. alike
2. a. similar
b. the same
c. different
3. a. similar
b. the same
c. alike
4. a. similar
b. different
c. alike

Figure 5 Repeat the sentence

1. Tell Mike to lock the door.
2. Tell Fred not to pick me up tomorrow.
3. Tell the children to fasten their seat belts.
4. Tell Jimmy to cross the street at the corner.
5. Tell Janice to obey the teacher.
6. Tell Lori to sit in the front seat.
7. Tell Dad to meet me at 6:00.
8. Tell Private Williams to clean the barracks.

Figure 4

Listen to directions.
Find locations on map.
Write letter of locations.

A

15th STREET

4TH STREET

E

BROADWAY

D

MAIN STREET

C

B

PLAZA STREET

BANK _____

RESTAURANT _____

.....

Figure 5

Repeat the sentences

1. Tell Mike to lock the door.
2. Tell Fred not to pick me up tomorrow.
3. Tell the children to fasten their seat belts.
4. Tell Jimmy to cross the street at the corner.
5. Tell Janice to obey the teacher.
6. Tell Lori to sit in the front seat.
7. Tell Dad to meet me at 6:00.
8. Tell Private Williams to clean the barracks.

Figure 6

Listen to the dialogs.
Write answers to questions.

1. Sam: Ted, tell your brother not to bother me.
Ted: Okay, Sam, I will.

2. Ed: Mike, lock the door.
Mike: I'll lock it when I leave.

3. Sgt Harris: Private James, clean this room.
Private James: Yes, sir, right away.

4. Pvt Williams: Sir, Captain Lewis is on the phone.
Capt Simms: Tell her that I'll call her later.

5. Sally: Jack, wait for me this afternoon.
Jack: Okay, I will.

Figure 7

Write answers to questions.

Read the words. Choose a word to complete the sentence. Write the word by the number.


- automobile
- careless
- fine
- fault
- policeman
- ran
- seat belt

1. _____
 2. _____
 3. _____
 4. _____
 5. _____
 6. _____
 7. _____
1. Tell Jim to look at the door.
 2. Tell Dad to pick me up tomorrow.
 3. Tell the children to fasten their seat belts.
 4. Tell Jimmy to cross the street at the corner.
 5. Tell Janice to obey the teacher.
 6. Tell Lori to sit in the front seat.
 7. Tell Dad to meet us at 8:00.
 8. Tell Private Williams to clean the barracks.

Figure 8

Listen only the first time.
Then write the sentences.

1. _____
2. _____
3. _____
4. _____
5. _____
6. _____
7. _____



ANSWERS FOR TAPE 2B, BOOK 9

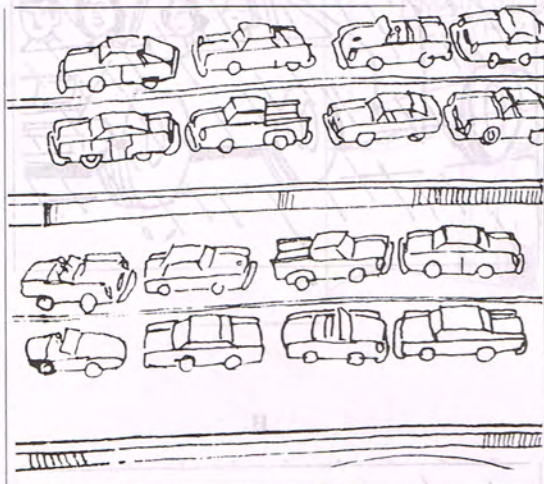
Figure 8

1. John lost his job.
2. Bob deposited the money in his checking account.
3. Ed took his clothes out of the suitcase.
4. Where did you hide my book?
5. That bread smells delicious.
6. This soup tastes salty.
7. I can't find my checkbook.
8. Jeff spent all of his money.

Figure 1

Repeat words and sentences.
Match sentence to picture.
Write number under picture.

A



B



C




D




SCHOOL CROSSING



G



H



I




Figure 2

Write an answer to the question.




sleeping

1. _____




studying

2. _____



exercising

3. _____



watching TV

4. _____



commissary

5. _____



writing a letter

6. _____



fish

7. _____



getting a haircut

8. _____

Figure 3

Read the phrases.
Listen to a sentence.
Choose phrase to complete
sentence.
Write number next to phrase.

- _____ a. broke his arm.
- _____ b. caused an accident.
- _____ c. fasten his seat belt.
- _____ d. a careful driver.
- _____ e. obeys the law.
- _____ f. fine was expensive.

.....

Figure 4


Circle the number of syllables.


- | | |
|--|---|
| 1. a. 1 syllable
b. 2 syllables
c. 3 syllables
d. 4 syllables | 2. a. 1 syllable
b. 2 syllables
c. 3 syllables
d. 4 syllables |
| 3. a. 1 syllable
b. 2 syllables
c. 3 syllables
d. 4 syllables | 4. a. 1 syllable
b. 2 syllables
c. 3 syllables
d. 4 syllables |
| 5. a. 1 syllable
b. 2 syllables
c. 3 syllables
d. 4 syllables | 6. a. 1 syllable
b. 2 syllables
c. 3 syllables
d. 4 syllables |
| 7. a. 1 syllable
b. 2 syllables
c. 3 syllables
d. 4 syllables | 8. a. 1 syllable
b. 2 syllables
c. 3 syllables
d. 4 syllables |
| 9. a. 1 syllable
b. 2 syllables
c. 3 syllables
d. 4 syllables | 10. a. 1 syllable
b. 2 syllables
c. 3 syllables
d. 4 syllables |

Figure 5


Read the phrases.
Listen to a sentence.
Choose phrase to complete
sentence.
Write number next to phrase.


Listen only the first time.
Then write the sentences.


1.  a. broke his arm.
b. caused an accident.
c. fasten his seat belt.
d. a careful driver.
e. obeys the law.


2.  f. fine was expensive.


Circle the number of syllables.


1.  i. a. 1 syllable
b. 2 syllables
c. 3 syllables
d. 4 syllables


2.  a. 1 syllable
b. 2 syllables
c. 3 syllables
d. 4 syllables


3.  a. 1 syllable
b. 2 syllables
c. 3 syllables
d. 4 syllables


4.  a. 1 syllable
b. 2 syllables
c. 3 syllables
d. 4 syllables

5.  a. 1 syllable
b. 2 syllables
c. 3 syllables
d. 4 syllables

6.  a. 1 syllable
b. 2 syllables
c. 3 syllables
d. 4 syllables

7.  a. 1 syllable
b. 2 syllables
c. 3 syllables
d. 4 syllables

8.  a. 1 syllable
b. 2 syllables
c. 3 syllables
d. 4 syllables

9.  a. 1 syllable
b. 2 syllables
c. 3 syllables
d. 4 syllables


10.  a. 1 syllable
b. 2 syllables
c. 3 syllables
d. 4 syllables

Figure 5

John made a long distance phone call yesterday. He called his sister in California. He called after 11 o'clock because it was cheaper. The first time he tried, the line was busy. The second time, he got her. He called from a public phone, so he used a lot of change. They talked for twenty minutes. They had a good conversation.

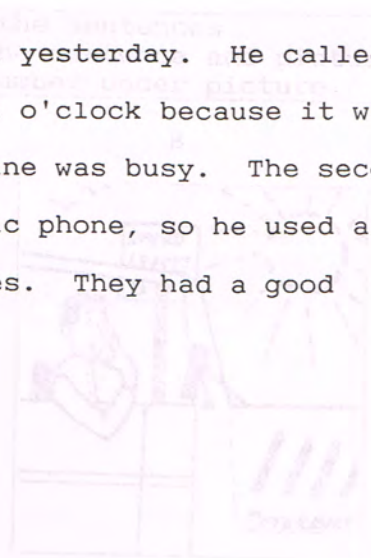
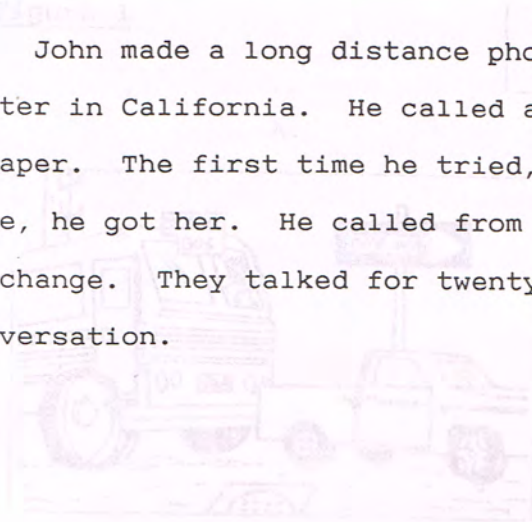




Figure 1

Repeat the sentences.
Match the sentence and picture.
Write number under picture.


A.




B.




C.



D.




E.



F.



G.



EXAMPLE: Jimmy, tell Joanne to come in now.

Joanne, come in now.

What did Jimmy tell Joanne?

He told Joanne to come in.

1. Harry, tell Mike to help you move the bookcase.
Mike, help me move the bookcase.
2. Captain Rossi, tell Sgt Jackson to bring the student record to my office.
Sgt Jackson, bring the student record to Major Johnson's office.
3. Jill, tell Tammy to get up.
Tammy, get up.
4. George, tell Sam not to eat so fast.
Sam, don't eat so fast.
5. Tell Tom to lock the door when he leaves.
Tom, don't forget to lock the door when you leave.
6. Private Anderson, clean your shoes.
Yes, Sir.

Figure 3

Select the correct answer.

1.
 - a. She said to answer the door.
 - b. She told her to answer the phone.
 - c. She said to answer the phone.
 - d. She told her to go home.

2.
 - a. She told him to open the letter.
 - b. She said to mail the letter.
 - c. She told him to bring her the letter.
 - d. She said to write a letter.

3.
 - a. He said to ride the bus.
 - b. He told her to go to sleep.
 - c. He said to miss the bus.
 - d. He told her to get up.

4.
 - a. She told him to leave the window open.
 - b. She said to close the window.
 - c. She told him to open the door.
 - d. She said to do your homework.

5.
 - a. He told her to open her book.
 - b. He told her to move the books.
 - c. He said he would give her a book.
 - d. He said to buy a new book.

6.
 - a. He said to go home.
 - b. He told her to mail the papers.
 - c. He said he'd buy her lunch.
 - d. He told her to take the papers to the office.

Figure 1

Listen and repeat.

1. repair
2. fix
3. garage
4. guess
5. someone
6. lend



Figure 2

Listen to words and sentences.
Repeat and write the word in
the correct sentence.

- a. I'll let you use my car. I'll _____ you my car.
- b. Something is wrong with my car. I must take it to a
_____.
- c. Tom broke his watch. He'll take it to a place that
_____ watches.
- d. A person helped me. _____ helped me.
- e. I broke my watch. Can you _____ it?
- f. I might go to the game. I _____ I'll go to the
game.

Figure 3

Listen to a conversation.




Figure 4

Listen and read parts of conversation.

Conversation A

Abel:
 Customer: Hello! Something is wrong with the lights on my car. Can you fix them this morning?
 Abel:
 Customer: Yes, I guess I can take it then. Can someone take me back to my office?
 Abel:
 Customer: Thanks, see you at 1:30.

Conversation B

Abel: Abel's Auto Repair
 Customer:
 Abel: We have a lot of cars in our garage this morning. Can you bring your car after lunch, around 1:30?
 Customer:
 Abel: No we can't take you back, but we can let you use a car. We'll lend it to you. There's no cost.
 Customer:

Figure 5

Listen.
Select the best answer.
Check and repeat the answer.

1. a. It's a place that fixes cars.
b. It's a place to buy cars.
c. It's a place to wash cars.
d. It's a place to keep cars.
2. a. It's going to wash it.
b. It's going to take it back.
c. It's going to fix the lights.
d. It's going to bring it.
3. a. at lunch
b. in the morning
c. around noon
d. about 1:30
4. a. to the store
b. back to work
c. to the auto repair place
d. back to her apartment
5. a. The customer will walk back to the office.
b. Someone will drive the customer back to work.
c. Abel's Auto Repair will lend the customer a car.
d. The customer will wait for the car.
6. a. You can use my car, but you must return it.
b. You can use it, and you won't have to return it.
c. The car is a gift.
d. I will keep the car for you.

Figure 6

Write phrases and sentences.

1. truth

2. lie

3. secret

4. advice

Figure 7

Listen to a letter.

Dear Ann,

I think my new wife didn't tell me the truth about her age. I think she is older than she said. Why did she lie to me? Why does she keep her age a secret? I don't care about age. I only care about her. Can you help me? Can you give me some advice?

Figure 8

Listen to a word.
Circle number of syllables.
Check your answers.

Listen.

Complete the sentences.
Check and repeat sentences.

1. advice care about hurt her feelings
 lie secret truth
2. The husband _____ his wife.
3. She _____ to her husband about her age.
4. I don't want to _____.
5. You must tell the _____.
6. Her age is a _____.
7. I need some _____.
8.
9.
10.
11.
12.
13.
14.

Figure 9

Listen.
Complete the sentences.
Check and repeat sentences.

Listen to a word.
Circle number of syllables.
Check your answers.

- 1. a. 1 syllable
- b. 2 syllables
- c. 3 syllables

- 2. a. 1 syllable
- b. 2 syllables
- c. 3 syllables

- 3. a. 1 syllable
- b. 2 syllables
- c. 3 syllables

- 4. a. 1 syllable
- b. 2 syllables
- c. 3 syllables

- 5. a. 1 syllable
- b. 2 syllables
- c. 3 syllables

- 6. a. 1 syllable
- b. 2 syllables
- c. 3 syllables

- 7. a. 1 syllable
- b. 2 syllables
- c. 3 syllables

- 8. a. 1 syllable
- b. 2 syllables
- c. 3 syllables

- 9. a. 1 syllable
- b. 2 syllables
- c. 3 syllables

- 10. a. 1 syllable
- b. 2 syllables
- c. 3 syllables

- 11. a. 1 syllable
- b. 2 syllables
- c. 3 syllables

- 12. a. 1 syllable
- b. 2 syllables
- c. 3 syllables

- 13. a. 1 syllable
- b. 2 syllables
- c. 3 syllables

- 14. a. 1 syllable
- b. 2 syllables
- c. 3 syllables

es.

Figure 6

Figure 1

Repeat the words and sentences.
Answer the questions.

1. truth true information
Tell me the truth about your age.

2. lie information that isn't true
He told a lie about his age.

3. secret information not many people know
Her age is a secret.

4. advice information that helps someone
Give me advice about a good hotel.

1. tools
These are Paul's tools.


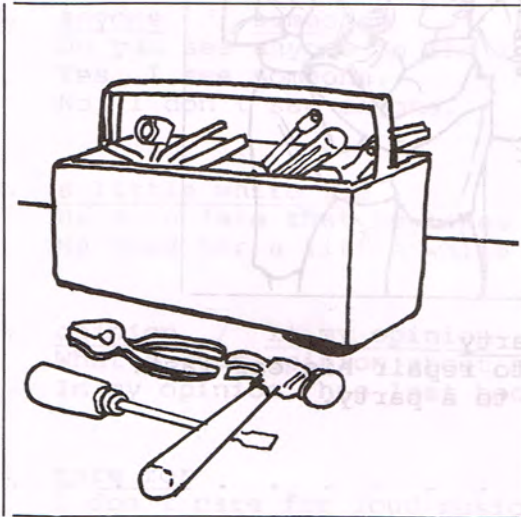
2. borrow
Frank doesn't have any tools. He's going to borrow Paul's tools.

3. park
Frank drove to Paul's house. He parked his car in the garage.

Paul lent Frank his tools.

Figure 1

Repeat the words and sentences.
Answer the questions.



1. tools
These are Paul's tools.
2. borrow
Frank doesn't have any tools. He's going to borrow Paul's tools.

3. park
Frank drove to Paul's house. He parked his car in the garage.

Paul lent Frank his tools.



4. fast party
Frank has to repair his car fast.
He's going to a party.

Figure 2

Listen and repeat.
Answer the question.
Repeat the answer.

Frank: Thanks for lending me your tools, Paul.
Paul: You're welcome. Are you going to David's party?

Frank: Yes, and I'm very excited about it.
Paul: Me, too. It'll be nice to go out.

Frank: Yes, I'm sure we'll enjoy it.
Paul: Maybe we can finally meet David's roommate.

Frank: Yes, I'd like to meet him. I'd like to practice my German.
Paul: He might be there.

Figure 3

Repeat words and sentences.

1. friendship

They're very close friends.

Their friendship started a long time ago.

2. anyone / someone

Do you see anyone in the room?

Yes, I see someone.

No, I don't see anyone.

3. a little white lie

He told Jane that he liked the food, but he didn't.

He told her a little white lie.

4. opinion / in my opinion

What's your opinion about his last book?

In my opinion, his last book is boring.

5. care for

I don't care for loud music.

6. should

What should I do?

You should talk to your teacher.

No, they shouldn't.

Figure 4

Select the best answer.
Circle the letter.
Check answers and repeat.

1. a. Yes, I liked it.
b. Yes, you should.
c. Yes, I borrowed it.
2. a. No, I borrowed it.
b. No, I don't care for it.
c. No, I went out.
3. a. Yes, she's tired.
b. Yes, she's bored.
c. Yes, she's happy.
4. a. Yes, we watched it on TV.
b. Yes, we went to the movies.
c. Yes, we parked it.
5. a. Yes, they're roommates.
b. Yes, they're friends.
c. Yes, they have a friendship.
6. a. No, it's not in the garage.
b. No, I lent it to my brother.
c. No, I borrowed it from my brother.
7. a. Yes, that's a story.
b. Yes, that's my opinion.
c. Yes, that's a lie.
8. a. Yes, I talked to someone.
b. Yes, I'll call him on the phone.
c. Yes, he came yesterday.

.....

Figure 5

Listen and repeat.

1. He thinks I should see a doctor.
2. You look tired. You should go to bed early.
3. His hair is long. He should get a haircut.
4. We shouldn't go out on a work day.
5. Their car is small. They should buy a bigger car.
6. He's sick. He shouldn't go to class.
7. It's raining hard. You shouldn't leave right now.
8. Should Lt Green go to the dispensary? Yes, he should.
9. Should we buy a new car? No, you shouldn't.
10. It's 12 midnight. We shouldn't call him right now.

.....

John listens carefully.

Figure 6

Listen. Write the answer.
Check. Repeat the answer.

EXAMPLE: (Should the children watch this movie?)

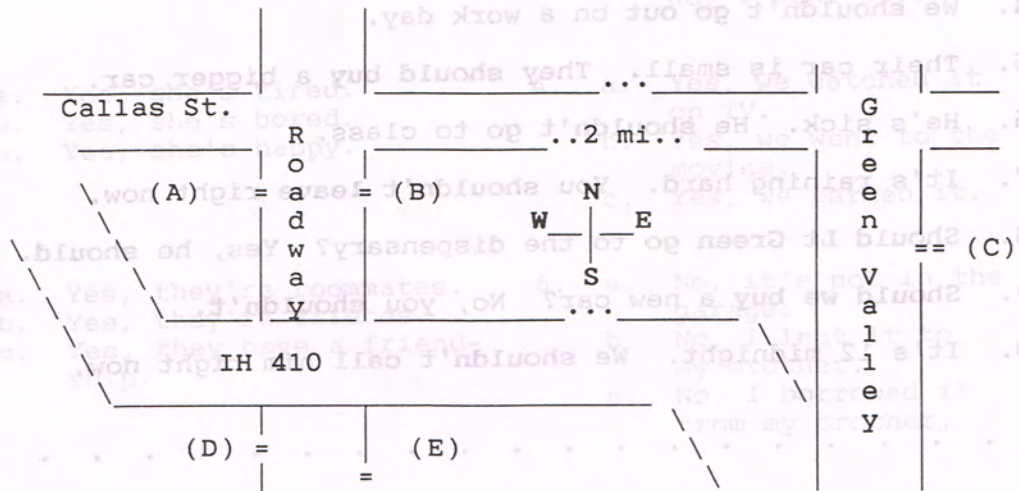
No, they shouldn't.

1. _____
2. _____
3. _____
4. _____
5. _____

.....

Figure 7

Listen to the directions.
Find locations on map.
Write letter of building.
Check your answers.



= parking lot entrance

- my apartment _____ the restaurant _____
- the post office _____ the grocery store _____
- the department store _____

1. _____

2. _____

3. _____

4. _____

5. _____

Figure 1

Listen and repeat.
Add -ly to the word.

Add -ly

- EXAMPLES: (slow) **slowly**
(correct) **correctly**
(happy) **happily**

Figure 2

Repeat the sentences.

Use words to ask question.
1. Tom runs slowly.

2. John listens carefully.
3. Jim speaks differently.
4. Mrs. Green walks slowly.
5. That man dresses nicely.
6. David got home fast.
7. He speaks English well.
8. The students answered correctly.

Figure 3

Listen and combine sentences.
Repeat the new sentence.

Listen and repeat.

EXAMPLE: Henry picked up the box of dishes. He was careful.
Henry picked up the box of dishes carefully.

1. The baby is crying. He is loud.
2. Ben doesn't say it like that. He is different.
3. Frank walked to work. He was slow.
4. Jim answered the question. The answer was correct.
5. Jane drives her car. She's always careful.
6. Jim washed the clothes. He was careless.
7. David speaks German. His German is good.
8. Jerry runs. He's fast.

.....

Repeat the sentences.

Figure 3

Figure 4

Use words to ask question.
Repeat the question.

EXAMPLE: you / drive
How do you drive?

1. James / run
2. Mary / speak Spanish
3. David / drive
4. the new student / speak English
5. Sam / dress
6. Lt Rivas / study
7. people / should drive
8. Mrs. Chong / walk
9. you / eat your lunch
10. John / answered the question

Figure 5

Use the words to answer the questions.

EXAMPLE: carefully
(How do you drive?)
I drive carefully.

- 1. fast
- 2. well
- 3. carelessly
- 4. badly
- 5. nicely
- 6. carefully
- 7. safely
- 8. slowly
- 9. fast
- 10. correctly

Figure 6

Listen to a word.
Circle number of syllables.
Check and repeat the word.

EXAMPLE: (account) a. 1 syllable
b. 2 syllables
c. 3 syllables
d. 4 syllables

- 1. a. 1 syllable
- 2. a. 1 syllable
- b. 2 syllables
- b. 2 syllables
- c. 3 syllables
- c. 3 syllables
- d. 4 syllables
- d. 4 syllables
- 3. a. 1 syllable
- 4. a. 1 syllable
- b. 2 syllables
- b. 2 syllables
- c. 3 syllables
- c. 3 syllables
- d. 4 syllables
- d. 4 syllables
- 5. a. 1 syllable
- 6. a. 1 syllable
- b. 2 syllables
- b. 2 syllables
- c. 3 syllables
- c. 3 syllables
- d. 4 syllables
- d. 4 syllables
- 7. a. 1 syllable
- 8. a. 1 syllable
- b. 2 syllables
- b. 2 syllables
- c. 3 syllables
- c. 3 syllables
- d. 4 syllables
- d. 4 syllables
- 9. a. 1 syllable
- 10. a. 1 syllable
- b. 2 syllables
- b. 2 syllables
- c. 3 syllables
- c. 3 syllables
- d. 4 syllables
- d. 4 syllables

Figure 7 Use the words to answer the questions.

Circle the best answer.
Repeat the answer.

EXAMPLE: (Who fixed your camera?)

- a. Sam repaired it.
- b. Tom broke it.

- | | |
|-------------------------------|------------------------------------|
| 1. a. Yes, it hurts. | 2. a. I parked it over there. |
| b. Yes, I enjoy it. | b. It runs well. |
| 3. a. Yes, I'll get my tools. | 4. a. Yes, I borrowed it from him. |
| b. Yes, I lied. | b. Yes, I lent it to him. |
| 5. a. Yes, they're excited. | 6. a. No, that's just his opinion. |
| b. Yes, they're friends. | b. No, it's the truth. |
| 7. a. Yes, anyone was there. | 8. a. at the party |
| b. Yes, someone was there. | b. in the story |

Figure 8

Answer using the words.
Repeat the answer.

EXAMPLE: (What did Henry tell the ladies?)
He / them / a story
He told them a story.

- 1. Mark / her / a lie
- 2. She / her / a lie
- 3. He / her / a story
- 4. He / him / the time
- 5. He / me / the truth
- 6. Rick / me / the time
- 7. the teacher / Helen / the truth
- 8. Tom / us / a lie

er.
EXAM
1.
3
5
7
9
him.
s
Fig.
on.
EXAM
s.
3
5
7
9

ANSWERS FOR TAPES 3C, BOOK 3

Figure 9

Listen to a paragraph.
Write the topic.

Figure 1

1.

Use the words to ask a question.
Repeat the question.

EXAMPLE: they/do homework/last night
How did they do their homework last night?

1. you/do test/last Friday
2. Ann/answer question #2/on her test
3. Li Ortiz/drive to the beach/last night
4. Pat/read the report/this morning
5. Mark/run/yesterday
6. Mike/play/last Saturday
7. the new mechanic/repair your car
8. Nicky/talk/yesterday

Figure 2

Use the words to answer.
Repeat the answer.

EXAMPLE: (How did they do their homework last night?)
fast
They did their homework last _____.

- | | |
|--------------|---------------|
| 1. well | 2. correctly |
| 3. carefully | 4. slowly |
| 5. fast | 6. carelessly |
| 7. well | 8. easily |

ANSWERS FOR TAPE 3C, BOOK 9

Figure 9

EXAMPLE: (What fixed your camera?)

1. healthy people

a. Yes, it hurts.
b. Yes, I enjoy it.

a. Yes, I'll get my tools.
b. Yes, I fixed.

a. Yes, they're excited.
b. Yes, they're friends.

a. Yes, anyone was there.
b. Yes, someone was there.

a. I parked it over there.
b. It runs well.

a. Yes, I borrowed it from him.
b. Yes, I lent it to him.

a. No, that's just his opinion.
b. No, it's the truth.

a. at the party
b. in the story

Figure 8

Answer using the words.
Repeat the answer.

EXAMPLE: (What did Henry tell the ladies?)
He / them / a story
He told them a story.

1. Mark / her / a lie

2. She / her / a lie

3. He / her / a story

4. He / him / the time

5. He / me / the truth

6. Rick / me / the time

7. the teacher / Helen / the truth

8. Tom / us / a lie

Figure 1

Use the words to ask questions.
Repeat the question.

EXAMPLE: they/do homework/last night
How did they do their homework last night?

1. you/do on test/last Friday
2. Ann/answer Question #2/on her test
3. Lt Ortiz/drive to the base/last night
4. Pat/read the report/this morning
5. Mark/run/yesterday
6. Mike/play/last Saturday
7. the new mechanic/repair your car
8. Nicky/talk/yesterday

.

Figure 2

Use the words to answer.
Repeat the answer.

EXAMPLE: (How did they do their homework last night?)
fast
They did their homework fast.

- | | |
|--------------|---------------|
| 1. well | 2. correctly |
| 3. carefully | 4. slowly |
| 5. fast | 6. carelessly |
| 7. well | 8. easily |

Figure 3

Circle the best answer.
Check and repeat.

EXAMPLE: I'm a student. My parents pay for my school, but I never have enough money. What should I do?

- a. Borrow money from your friends.
- b. Get a part-time job.
- c. Ask your parents for money.
- d. Not do anything.

1.
 - a. Go to the doctor.
 - b. Drink a lot of water.
 - c. Take some aspirin.
 - d. Buy new clothes.

2.
 - a. Don't tell her anything.
 - b. Tell her you were too busy and couldn't call.
 - c. Tell her your telephone wasn't working.
 - d. Ask her to excuse you and take her to dinner.

3.
 - a. Move to a different apartment.
 - b. Tell his friend to move out.
 - c. Not say anything to anyone.
 - d. Tell his friend not to smoke in the room because it bothers him.

4.
 - a. Move to another town where she won't find you.
 - b. Tell your friend that it wasn't your fault.
 - c. Apologize to your friend and fix the car.
 - d. Fix the car and don't tell your friend about it.

5.
 - a. Not say anything and hope he'll remember.
 - b. Tell your friend that you need the money he borrowed from you.
 - c. Ask another friend to tell him.
 - d. Tell your friend that you will never lend him money again.

Figure 3

Circle the best answer.
Check and repeat.

EXAMPLE: I'm a student. My parents pay for my school, but I never have enough money. What should I do?

- a. Borrow money from your friends.
- b. Get a part-time job.
- c. Ask your parents for money.
- d. Not do anything.

- 1. a. Go to the doctor.
- b. Drink a lot of water.
- c. Take some aspirin.
- d. Buy new clothes.

- 2. a. Don't tell her anything.
- b. Tell her you were too busy and couldn't call.
- c. Tell her your telephone wasn't working.
- d. Ask her to excuse you and take her to dinner.

- 3. a. Move to a different apartment.
- b. Tell his friend to move out.
- c. Not say anything to anyone.
- d. Tell his friend not to smoke in the room because it bothers him.

- 4. a. Move to another town where she won't find you.
- b. Tell your friend that it wasn't your fault.
- c. Apologize to your friend and fix the car.
- d. Fix the car and don't tell your friend about it.

- 5. a. Not say anything and hope he'll remember.
- b. Tell your friend that you need the money he borrowed from you.
- c. Ask another friend to tell him.
- d. Tell your friend that you will never lend him money again.

answer.
.

Figure 4

Read silently.
Answer questions.

Rudy and Fred are roommates. They are also good friends. Their friendship began in high school and now they're in college. They care about their friendship. When one of them has a problem, the other one always listens and gives advice.

Last week, Fred and Rudy were angry with each other. Fred did not keep a secret for Rudy. Fred did not realize it was a secret. When they talked about the problem, Fred understood why Rudy was angry. Fred apologized to Rudy. Everything is okay now.

.

Figure 5

Listen and write.
Check the answer page.

Figure 5

John had an automobile accident yesterday. He stopped for a red light. A car came from behind and hit him. John had his seat belt on, and he was not hurt. The other driver was at fault. He got a ticket. His insurance must pay to fix John's car. John won't have a car for a few days, but his wife will take him to work every day.

Figure 5
 Read silently.
 Answer questions.

Figure 1



1. run out (of)/ran out (of)
gasoline/gas tank
almost empty gauge


Alex is running out of gasoline. The gas tank is almost empty. The gauge is on "E".

Repeat the words and sentences.



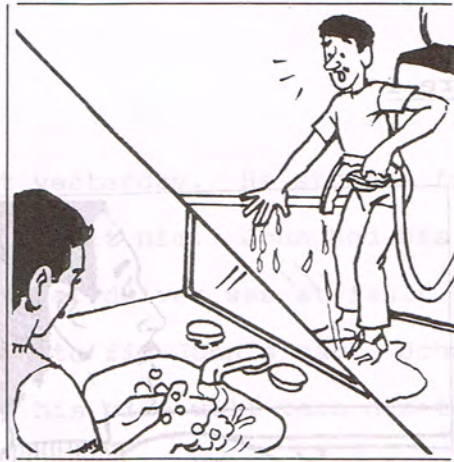
2. gas station
fill up restroom

There's a gas station over there. Alex can fill up the tank. Rita can wash her hands in the restroom.



3. full ladies' room

Alex filled up the tank;
the tank is full now.
Rita washed her hands
in the ladies' room.



4. spill men's room

Alex spilled some gasoline
on his shoes and hands.
He cleaned up in the men's
room.

Figure 2
Repeat the words and sentences.
Listen to sentences and questions.
Answer questions and repeat.

Listen to the dialog.
Read different parts.
Answer the question.
Repeat the answer.

Alex: Oh no! I'm running out of gasoline.
The tank is almost empty.

Rita: Don't worry. There's a gas station over there.

Alex: I see it. I can fill up the tank there.

Rita: Good. I need to go to the restroom and wash my hands.

A few minutes later...

Alex: Is the men's room next to the ladies' room?


Rita: Yes, it is. Is the tank full now?

Alex: Yes, but I spilled some gas on my shoes. I'm going to
the men's room to clean up.

Rita: All right. I'm going to look at the map and see which
town is next.

Figure 3

Repeat the words and sentences.
Listen to sentences and questions.
Answer questions and repeat.




1. really motel
pleased

Alex is really tired. Rita and Alex are going to spend the night at this motel. The clerk is pleased.

2. bathtub bathe
take a bath

Rita fills the bathtub with water. She will bathe and relax. She'll take a long bath.



3. baggage hard
soft hope to

Alex puts his baggage on the hard chair. He sits in the soft chair. He hopes to relax before he goes to bed.

4. alarm clock sheet
blanket pillow

After her bath, Rita checks the alarm clock. She gets in bed. She gets under the sheets and blanket. She puts her head on her pillow and goes to sleep.

Figure 4

Listen. Repeat the dialog.
Answer the question.
Repeat the correct answer.



A man and a lady went dancing. He stepped on her toes. He apologized for stepping on her toes.

Figure 5

Repeat the sentences.

1. I'm sorry that I'm late.
2. Was he angry that his plane was late?
3. She's upset that he's leaving.
4. Toni is happy that she's going.
5. Frank was pleased that we finished early.
6. Were you glad that you went to the game?
7. They were sure that you were here.
8. He wasn't angry that we were late.
9. Was she upset that her car ran out of gas?
10. They're glad that they don't have to work today.

Figure 6

First, listen to the paragraph. Then, complete the outline. Check the answer page.

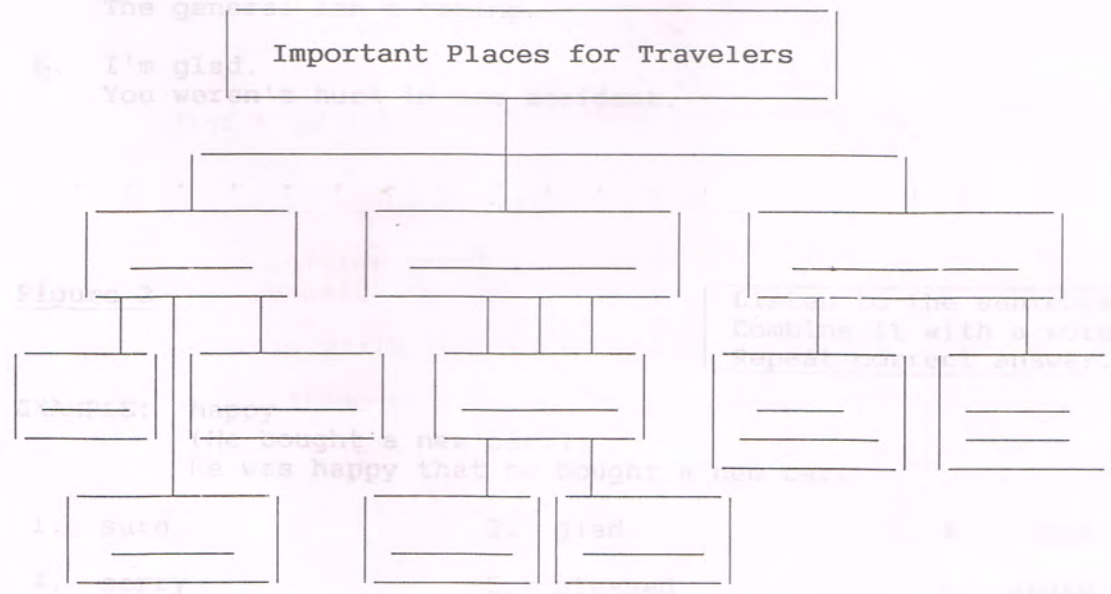


Figure 6

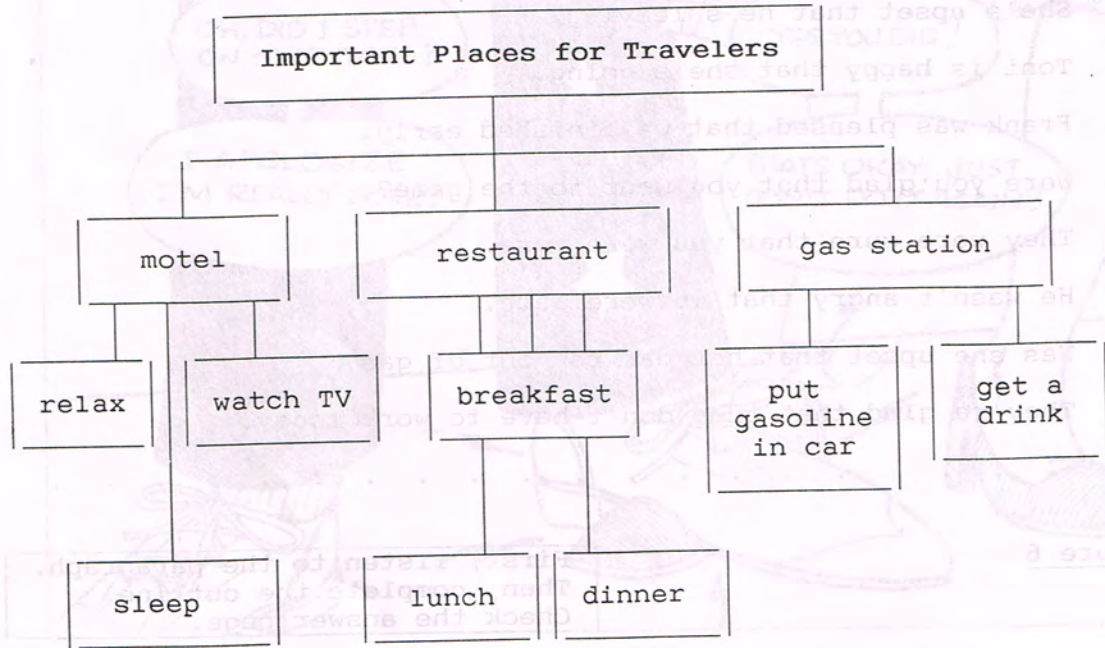


Figure 1

Read the two sentences.
Combine them.
Repeat correct answer.

EXAMPLE: Jack was pleased.
He didn't run out of gas.

Jack was pleased that he didn't run out of gas.

1. Mark was upset.
The plane was late.
2. My father was angry.
The gas tank was almost empty.
3. Sgt James was happy.
The gas station was near.
4. Thomas is really sorry.
He lost your keys.
5. The children are happy.
They're going to watch a movie.
6. Mr. Sunshine is not sure.
It will rain tomorrow.
7. Is the colonel pleased?
The general isn't coming.
8. I'm glad.
You weren't hurt in the accident.




Figure 2


Listen to the sentence.
Combine it with a word.
Repeat correct answer.

EXAMPLE: happy
(He bought a new car.)
He was happy that he bought a new car.

- | | | |
|----------|------------|----------|
| 1. sure | 2. glad | 3. upset |
| 4. sorry | 5. pleased | 6. angry |

Figure 3

Repeat words. Listen and repeat dialog.
Answer question. Repeat answer.



laundry hang up/hung up hanger closet end realize so
forget/forgot mean (to)/meant (to) forgive/forgave

THERE'S ALWAYS DIRTY LAUNDRY AT THE END OF A TRIP.

Alex: Are you almost finished with the laundry?

Rita: Almost. I just have to hang up these shirts.
Give me those hangers from the closet, please.

Alex: I didn't realize that we had so many dirty clothes.

Rita: It's easy to forget when you just go from place to place.

Alex: I meant to come earlier and help you.

Rita: Take me to dinner and I'll forgive you.

Alex: Okay.

Figure 4

**Circle the best answer.
Check answer and repeat.**

1. a. No, I think he forgot.
b. No, I think he's pleased.
c. No, I think it's empty.
 2. a. He didn't mean to call.
b. He didn't step on her toes.
c. He's worried about his mother.
 3. a. Yes, she's upset.
b. Yes, she's talking to me again.
c. Yes, she apologized to me.
 4. a. Yes, I realized she was wrong.
b. Yes, I apologized to her.
c. Yes, I forgave her.
 5. a. I filled up the tank.
b. I ran out of time.
c. I hung it up in my living room.
 6. a. No, he spilled water.
b. No, it's almost empty.
c. No, he filled it yesterday.
 7. a. Yes, I hope to watch it.
b. Yes, I realize that this is his TV.
c. Yes, I'm worried about the TV.
 8. a. Sure. I hope you read the book.
b. Sure. I'm worried about it.
c. Sure. Let me tell you what it means.
-

Figure 5

Repeat the sentences.

1. He thinks that this movie is interesting.
2. I guess we will go, too.
3. He didn't realize that he was late.

4. She knew Jim arrived last night.
5. He learned that his cousin went to Harvard.
6. We heard that the colonel left early.
7. They see there's a need to work hard.
8. Don't forget that we leave tomorrow.
9. Did you read that we will have a new instructor soon?
10. Don't you remember we saw it yesterday?
-

Figure 6

Read the two sentences.
Combine them.
Repeat correct answer.

EXAMPLE: Henry has to call home.
Mary remembered it.
Mary remembered that Henry has to call home.

1. The price of corn will go up.
I read here in the paper.
2. Ken said, "Yes."
George didn't hear this.
3. It's going to rain today.
I heard it on the radio.
4. Judy can travel to Europe.
Judy hopes that.
5. John had to mail the letter.
John forgot this.
6. Dan hurt Sara's feelings.
Dan didn't mean to do it.
7. The word had two meanings.
Kim didn't realize it.
8. His car didn't have any gasoline.
My father didn't know it.

Figure 7

Listen to the dialog.
Read Alex's part.

Clerk: Good morning, sir. Are you ready to check out?
Alex: Yes, I am. Can I have the bill?
Clerk: Sure. It was sixty-five dollars with tax. Did you have a nice stay at our motel?
Alex: Yes, we did. Your beds were not too hard or too soft. We had a good rest. Here's your money.
Clerk: Thank you. We hope to see you again, sir.
Alex: Maybe next year.

Figure 8

Listen to a paragraph.
Write the topic.
Check your answer.

What's the topic?

- 1. There are many pillows on the bed.
a. There are many pillows on the bed.
b. There are many blankets on the bed.
c. There are many towels on the bed.
- 2. a. It's a little hard.
b. It's new.
c. It's not hard.
- 3. a. A child wants to see you.
b. A man wants to see you.
c. A lady wants to see you.
- 4. a. He forgave him and called.
b. He forgot to call.
c. He apologized for not calling.
- 5. a. He's pleased with your work.
b. He's upset about his work.
c. He's admitted about the work.

Figure 1

Circle the letter of the statement with similar meaning. Check answer and repeat.

EXAMPLE: (He really wants to go to the movies.)

- a. He never wants to go to the movies.
- b. He wants to go to the movies very much.
- c. He can go to the movies.

1.
 - a. They take their children to the motel.
 - b. They give their children some food.
 - c. They give baths to their children.
2.
 - a. Take our baggage.
 - b. Take our laundry.
 - c. Take our gauges.
3.
 - a. The gas tank is full.
 - b. He filled up the tank this morning.
 - c. We need to get some gasoline.
4.
 - a. George forgave her.
 - b. George apologized to her.
 - c. George forgot her.
5.
 - a. He's in the restroom.
 - b. He's at home.
 - c. He has a blanket.
6.
 - a. There are many pillows on the bed.
 - b. There are many blankets on the bed.
 - c. There are many hangers on the bed.
7.
 - a. It's a little hard.
 - b. It's new.
 - c. It's not hard.
8.
 - a. A child wants to see you.
 - b. A man wants to see you.
 - c. A lady wants to see you.
9.
 - a. He forgave him and called.
 - b. He forgot to call.
 - c. He apologized for not calling.
10.
 - a. He's pleased with your work.
 - b. He's upset about his work.
 - c. He's worried about the work.




Figure 2

Listen and answer question.
Repeat correct answer.


WHAT ARE THEY APOLOGIZING FOR?
Circle the letter of the
Check answer and repeat.



(1) John



(2) Ann



(3) Mr. Brown



(4) Mike

3.


Read the sentences.
Answer the questions.

Figure 3: Read the sentences and answer the questions.

The answer is _____

1. Linda: "I'm sorry that I didn't wash the dishes, Mom."
2. Rose: "Sorry that I stepped on your toes, Ted."
3. Lou: "I'm sorry I didn't call you."

Figure 6



Listen and write paragraph.
Check the answer page.



DICTATION

4. David: "Jan, I'm sorry I made you wait so long."
5. James: "I'm sorry that I didn't write you sooner."
6. Maria: "I'm sorry that I didn't do my homework."
7. Ed: "I'm sorry I spilled my coffee."

Add word "so" to a sentence.

Figure 4

EXAMPLE: Sam was tired yesterday.
Sam was so tired yesterday.



Listen to a math problem.
Write the numbers.
Find answer and repeat.

Figure 5

The answer is _____

(4) Maria

Figure 6

Select the best answer.
Check and report answers.

Parents often give lots of advice to their children. The children very often don't understand it. Many don't understand until they are parents. Then, they feel they should give advice to their children. Parents have a very strong need to take care of their children. In my opinion, this is why parents give advice to their children.

1. a. I will never ever be late again.
b. I apologize for being late.
2. a. I'm really sorry.
b. Move your foot out of my way.
c. Was that your foot?
3. a. Buy me new shoes.
b. That's OK.
c. I'm sorry.
4. a. I'm glad you have money.
b. I'm glad that I didn't call you.
c. Nothing.
5. a. I'm glad you played soccer.
b. I'm sorry I studied last night.
c. Sorry for not showing up.
6. a. Yes, I am.
b. No, I'm not.
c. I don't know.
7. a. Sorry I was so long.
b. You can wait for a long time now.
c. Why didn't you find another phone?

LANGUAGE LABORATORY ACTIVITIES, TAPE 4D, BOOK 9

Figure 1

Select the best answer.
Check and repeat answer.

- EXAMPLE: a. This is your book, not mine.
b. Oh, that's okay.
c. I'm sorry I took your book.
1. a. I didn't care about my drink.
b. I'm so sorry that I did that.
c. Is this your book?
 2. a. I'm not late.
b. I will never ever be late again!
c. I apologize for being late.
 3. a. I'm really sorry.
b. Move your foot out of my way!
c. Was that your foot?
 4. a. Buy me new shoes.
b. That's okay.
c. Excuse me!
 5. a. I didn't have any money to call you.
b. I'm sorry that I didn't call you.
c. Nothing.
 6. a. I'm glad you played soccer.
b. I'm sorry I studied last night.
c. Sorry for not showing up.
 7. a. Take care.
b. No problem.
c. I don't care.
 8. a. Sorry I took so long.
b. You can talk for a long time now.
c. Why didn't you go find another phone?

Figure 2

Answer question.
Write word next to number.
Check answer and repeat.

Select the best answer.
Check and repeat answer.

WHAT IS IT?

alarm clock	baggage	blanket	closet
gas tank	hangers	laundry	pillow

1. _____
2. _____
3. _____
4. _____
5. _____
6. _____
7. _____
8. _____

Figure 3

Listen to the paragraph.
Ask question using "what".

EXAMPLE: read
What did Tim read?

1. forget
2. see
3. know
4. realize
5. hope
6. hear
7. learn
8. remember

Figure 4

Look at the paragraph.
Answer a question.

EXAMPLE: (What did Tim read?)
He read that the time was going to change on Sunday at 1:00 a.m.

In most of the U.S., people add an hour to the time every April and subtract an hour every October. Last Saturday, Tim read that the time was going to change on Sunday at 1:00 a.m. But he forgot that he had to change his watch and alarm clock. Tim got up Monday morning and saw that the time was 6:30. He knew he had to leave right away. On the road to the base, Tim realized that there wasn't much traffic. He hoped that there wasn't a problem on the road. Tim turned on the car radio and heard that the time was only 6:00 a.m. He learned that he was early, not late. Then Tim remembered that the time was an hour earlier now.

Figure 5

Combine the sentences and repeat.

EXAMPLE: Sandra apologized to Jim.
She stepped on his toes.
(Sandra apologized to Jim for stepping on his toes.)

1. Sam apologized to Linda.
He forgot to call her.
2. The waiter apologized to us.
He took a long time to bring our food.
3. Michael apologized to his teacher.
He was talking in the lab.
4. The clerk apologized to Mr. Brown.
He gave him the wrong bill.
5. Ramon apologized to the officer.
He ran the stop sign.
6. Henry apologized to Bonnie.
He hurt her feelings.
7. The waitress apologized to me.
She spilled water on my book.

8. The airline clerk apologized to George.
They put his baggage on the wrong plane.

Figure 6

Listen to a paragraph.
Complete box outline.
Check the answer page.

Kinds of calls

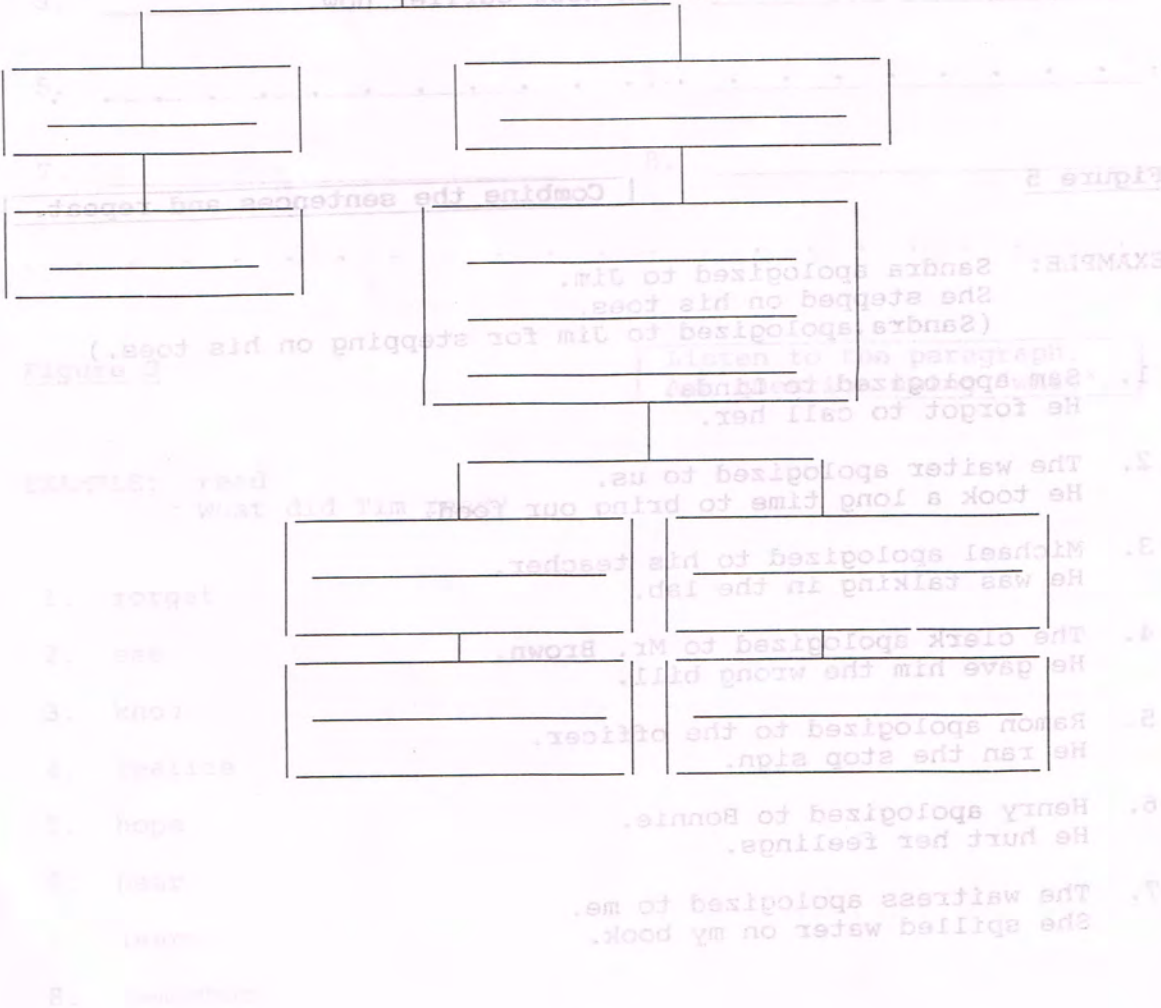


Figure 7

Listen to a paragraph.
Punctuate and rewrite.
Check the answer page.

Careless drivers cause automobile accidents these drivers forget that a car can hurt people people need to be careful when they drive a car traffic laws and seat belts help avoid accidents when careless drivers dont obey the laws accidents can happen




Figure 7

Careless drivers cause automobile accidents. These
 drivers forget that a car can hurt people. People need to
 be careful when they drive a car. Traffic laws and seat
 belts help avoid accidents. When careless drivers don't
 obey the laws, accidents can happen.

Figure 6

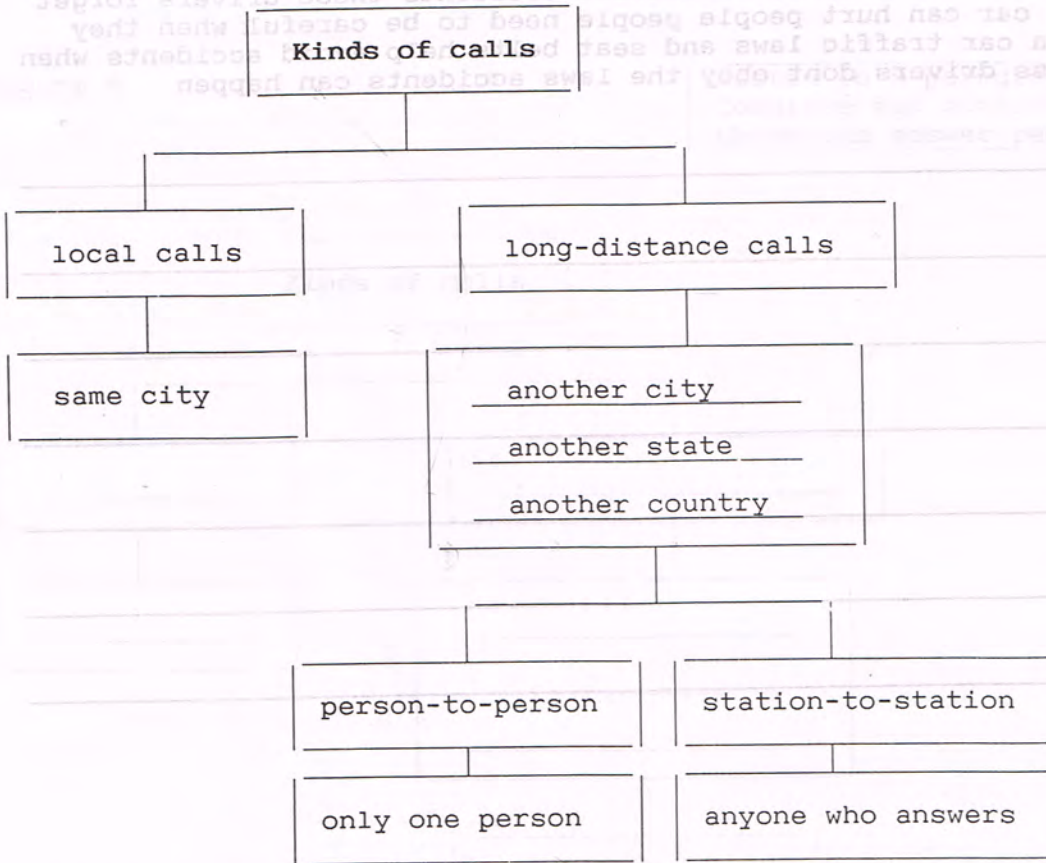


Figure 7

Careless drivers cause automobile accidents. These drivers forget that a car can hurt people. People need to be careful when they drive a car. Traffic laws and seat belts help avoid accidents. When careless drivers don't obey the laws, accidents can happen.